



SZABO SCANDIC

Part of Europa Biosite

Produktinformation



Forschungsprodukte & Biochemikalien



Zellkultur & Verbrauchsmaterial



Diagnostik & molekulare Diagnostik



Laborgeräte & Service

Weitere Information auf den folgenden Seiten!
See the following pages for more information!



Lieferung & Zahlungsart

siehe unsere [Liefer- und Versandbedingungen](#)

Zuschläge

- Mindermengenzuschlag
- Trockeneiszuschlag
- Gefahrgutzuschlag
- Expressversand

SZABO-SCANDIC HandelsgmbH

Quellenstraße 110, A-1100 Wien

T. +43(0)1 489 3961-0

F. +43(0)1 489 3961-7

mail@szabo-scandic.com

www.szabo-scandic.com

[linkedin.com/company/szaboscandic](https://www.linkedin.com/company/szaboscandic) 



CXADR purified MaxPab mouse polyclonal antibody (B01P) MaxPab®

Catalog # : H00001525-B01P

規格 : [50 ug]

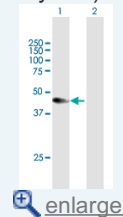
[List All](#)


Specification

Product Description:	Mouse polyclonal antibody raised against a full-length human CXADR protein.
Immunogen:	CXADR (NP_001329.1, 1 a.a. ~ 365 a.a) full-length human protein.
Sequence:	MALLLCFVLLCGVDFARSLSTTPEEMIEKAKGETAYLPCKFTLSPEDQ GPLDIEWLISPADNQKVDQVILYSGDKIYDDYYPDLKGRVHFTSNDLKSG DASINVTNLQLSDIGTYQCKVKKAPGVANKKIHLVVLKPSGARCYYDGS EEIGSDFKIKCEPKEGSLPLQYEWQKLSDSQKMPTSWLAEMTSSVISVKN ASSEYSGTYSCTVRNRVGSQCLLRNLNVPPSNKAGLIAGAIIGTLLALALI GLIIFCCRKKRREEKYEKEVHHDIREDEVPPPKSRTSTARSYIGSNHSSLGS MSPSNMEGYSKTQYNQVPSSEDFERTPQSPTLPPAKVAAPNLSRMGAIPV MIPAQSKDGSIV
Host:	Mouse
Reactivity:	Human
Quality Control Testing:	Antibody reactive against mammalian transfected lysate.
Storage Buffer:	In 1x PBS, pH 7.4
Storage Instruction:	Store at -20°C or lower. Aliquot to avoid repeated freezing and thawing.
MSDS:	 Download
Datasheet:	 Download

Application Image

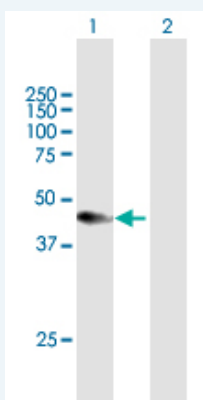
Western Blot (Transfected lysate)



 [enlarge](#)

Applications

Western Blot (Transfected lysate)



Western Blot analysis of CXADR expression in transfected 293T cell line ([H00001525-T01](#)) by CXADR MaxPab polyclonal antibody.

Lane 1: CXADR transfected lysate(40.15 KDa).

Lane 2: Non-transfected lysate.

 [Protocol Download](#)

Gene Information

Entrez GeneID: [1525](#)

**GeneBank
Accession#:** [NM_001338.3](#)

**Protein
Accession#:** [NP_001329.1](#)

Gene Name: CXADR

Gene Alias: CAR,HCAR

**Gene
Description:** coxsackie virus and adenovirus receptor

Omim ID: [602621](#)

Gene Ontology: [Hyperlink](#)

Gene Summary: The protein encoded by this gene is a type I membrane receptor for group B coxsackieviruses and subgroup C adenoviruses. Pseudogenes of this gene are found on chromosomes 15, 18, and 21. [provided by RefSeq]

**Other
Designations:** 46 kD coxsackievirus and adenovirus receptor (CAR) protein,CVB3 binding protein,coxsackie virus B receptor

Related Disease

[Acute Disease](#) [Adenovirus Infections, Human](#) [Anterior Wall Myocardial Infarction](#) [Arrhythmias](#) [Cardiac Cardiomyopathy](#) [Dilated Coxsackievirus Infections](#) [Death, Sudden, Cardiac](#) [Disease Susceptibility](#) [Genetic Predisposition to Disease](#) [Heart Arrest](#) [Myocardial Infarction](#) [Pulmonary Disease](#) [Chronic Obstructive Tobacco Use Disorder](#) [Ventricular Fibrillation](#)

[服務條款](#) | [隱私權政策](#) | [著作及商標](#) | [網站地圖](#)

©2016 亞諾法生技股份有限公司 Abnova Corporation. 版權所有.