



# SZABO SCANDIC

Part of Europa Biosite

## Produktinformation



Forschungsprodukte & Biochemikalien



Zellkultur & Verbrauchsmaterial



Diagnostik & molekulare Diagnostik



Laborgeräte & Service

Weitere Information auf den folgenden Seiten!  
See the following pages for more information!



### Lieferung & Zahlungsart

siehe unsere [Liefer- und Versandbedingungen](#)

### Zuschläge

- Mindermengenzuschlag
- Trockeneiszuschlag
- Gefahrgutzuschlag
- Expressversand

### SZABO-SCANDIC HandelsgmbH

Quellenstraße 110, A-1100 Wien

T. +43(0)1 489 3961-0

F. +43(0)1 489 3961-7

[mail@szabo-scandic.com](mailto:mail@szabo-scandic.com)

[www.szabo-scandic.com](http://www.szabo-scandic.com)

[linkedin.com/company/szaboscandic](https://www.linkedin.com/company/szaboscandic) 



**CYP2A6 purified MaxPab mouse polyclonal antibody (B01P)** MaxPab®

Catalog # : H00001548-B01P

規格 : [ 50 ug ]


[List All](#)

**Specification**

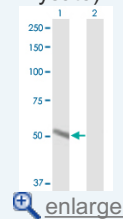
<b>Product Description:</b>	Mouse polyclonal antibody raised against a full-length human CYP2A6 protein.
<b>Immunogen:</b>	CYP2A6 (AAH96255.1, 1 a.a. ~ 494 a.a) full-length human protein.
<b>Sequence:</b>	MLASGMLLVALLVCLTVMMLMSVWQQRKSKGKLPFGPTPLPFIGNYLQLNTEQMYNSLMKISERYGPVFTIHLGPRRVVWLCGHDAVREALVDQAEFSGRGEQATFDWVFKGYGWFSNGERAKQLRRFSIATLRDFGVGKRGIERIQEEAGFLIDAHRTGGANIDPTFFLSRTVSNMISSIVGDRFDYKDKEFLSLLRMMLGIFQFTSTSTGQLYEMFSSVMKHLPGPQQQAFQLLQGLEDFIAKKVEHNQRTLDPNSPRDFIDSFLIRMQEEEEKNPNTFYLNKLVMTTLNLFIGGTETVSTTLRYGFLLLMKHPEVEAKVHEEIDRVIGKNRQPKFEDRAKMPYMEAVIHEIQRFQDVIPMSLARRVKKDTKFRDFFLPKGTEVYPMLGSVLRDPSFFSNPQDFNPQHFLNEKGQFKKSDAFVPFSIGKRNCFGGLARMEFLFFTTVMQNFRLKSSQSPKDIDVSPKHVGFATIPRNYTMSFLPR
<b>Host:</b>	Mouse
<b>Reactivity:</b>	Human
<b>Quality Control Testing:</b>	Antibody reactive against mammalian transfected lysate.
<b>Storage Buffer:</b>	In 1x PBS, pH 7.4
<b>Storage Instruction:</b>	Store at -20°C or lower. Aliquot to avoid repeated freezing and thawing.
<b>MSDS:</b>	 <a href="#">Download</a>
<b>Datasheet:</b>	 <a href="#">Download</a>

**Application Image**

Western Blot (Tissue lysate)



Western Blot (Transfected lysate)

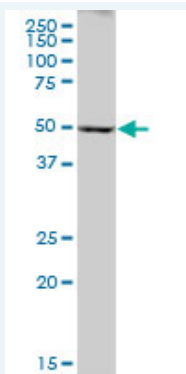


**Publication Reference**

1. [Association analysis of CYP2A6 genotypes and haplotypes with 5-fluorouracil formation from tegafur in human liver microsomes.](#)  
Wang H, Bian T, Liu D, Jin T, Chen Y, Lin A, Chen C. Pharmacogenomics. 2011 Apr;12(4):481-92.

**Applications**

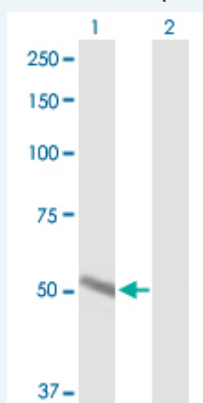
Western Blot (Tissue lysate)



CYP2A6 MaxPab polyclonal antibody. Western Blot analysis of CYP2A6 expression in human liver.

 [Protocol Download](#)

#### Western Blot (Transfected lysate)



Western Blot analysis of CYP2A6 expression in transfected 293T cell line ([H00001548-T01](#)) by CYP2A6 MaxPab polyclonal antibody.

Lane 1: CYP2A6 transfected lysate(54.34 KDa).

Lane 2: Non-transfected lysate.

 [Protocol Download](#)

#### Gene Information

**Entrez GeneID:** [1548](#)

**GeneBank Accession#:** [BC096255.1](#)

**Protein Accession#:** [AAH96255.1](#)

**Gene Name:** CYP2A6

**Gene Alias:** CPA6,CYP2A,CYP2A3,P450C2A,P450PB

**Gene Description:** cytochrome P450, family 2, subfamily A, polypeptide 6

**Omim ID:** [122700](#), [122720](#), [188890](#), [211980](#)

**Gene Ontology:** [Hyperlink](#)

**Gene Summary:** This gene, CYP2A6, encodes a member of the cytochrome P450 superfamily of enzymes. The cytochrome P450 proteins are monooxygenases which catalyze many reactions involved in drug metabolism and synthesis of cholesterol, steroids and other lipids. This protein localizes to the endoplasmic reticulum and its expression is induced by phenobarbital. The enzyme is known to hydroxylate coumarin, and also metabolizes nicotine, aflatoxin B1, nitrosamines, and some pharmaceuticals. Individuals with certain allelic variants are said to

have a poor metabolizer phenotype, meaning they do not efficiently metabolize coumarin or nicotine. This gene is part of a large cluster of cytochrome P450 genes from the CYP2A, CYP2B and CYP2F subfamilies on chromosome 19q. The gene was formerly referred to as CYP2A3; however, it has been renamed CYP2A6. [provided by RefSeq

**Other Designations:** coumarin 7-hydroxylase, cytochrome P450, subfamily IIA (phenobarbital-inducible), polypeptide 3, cytochrome P450, subfamily IIA (phenobarbital-inducible), polypeptide 6, flavoprotein-linked monooxygenase, xenobiotic monooxygenase

### Gene Pathway

[Caffeine metabolism](#) [Drug metabolism - cytochrome P450](#)  
[Drug metabolism - other enzymes](#) [Metabolic pathways](#) [Retinol metabolism](#)

### Related Disease

[Adenocarcinoma](#) [Attention Deficit Disorder with Hyperactivity](#) [Carcinoma, Hepatocellular](#)  
[Carcinoma, Non-Small-Cell Lung](#) [Carcinoma, Small Cell](#) [Carcinoma, Squamous Cell](#)  
[Cell Transformation, Neoplastic](#) [Cocarcinogenesis](#) [Colorectal Neoplasms](#)  
[Disease Progression](#) [Disease Susceptibility](#) [DNA Damage](#) [Drug Toxicity](#) [Epilepsy](#)  
[Esophageal Neoplasms](#) [Fetal Growth Retardation](#) [Genetic Predisposition to Disease](#)  
[Genetics, Behavioral](#) [Genomic Instability](#)

... see more

[服務條款](#) | [隱私權政策](#) | [著作及商標](#) | [網站地圖](#)

©2016 亞諾法生技股份有限公司 Abnova Corporation. 版權所有.