



# SZABO SCANDIC

Part of Europa Biosite

## Produktinformation



Forschungsprodukte & Biochemikalien



Zellkultur & Verbrauchsmaterial



Diagnostik & molekulare Diagnostik



Laborgeräte & Service

Weitere Information auf den folgenden Seiten!  
See the following pages for more information!



### Lieferung & Zahlungsart

siehe unsere [Liefer- und Versandbedingungen](#)

### Zuschläge

- Mindermengenzuschlag
- Trockeneiszuschlag
- Gefahrgutzuschlag
- Expressversand

### SZABO-SCANDIC HandelsgmbH

Quellenstraße 110, A-1100 Wien

T. +43(0)1 489 3961-0

F. +43(0)1 489 3961-7

[mail@szabo-scandic.com](mailto:mail@szabo-scandic.com)

[www.szabo-scandic.com](http://www.szabo-scandic.com)

[linkedin.com/company/szaboscandic](https://www.linkedin.com/company/szaboscandic) 

**CYP3A4 purified MaxPab rabbit polyclonal antibody (D01P)** MaxPab®

Catalog # : H00001576-D01P

規格 : [ 100 ug ]

[List All](#)
**Specification**

**Product Description:** Rabbit polyclonal antibody raised against a full-length human CYP3A4 protein.

**Immunogen:** CYP3A4 (AAI01632.1, 1 a.a. ~ 503 a.a) full-length human protein.

**Sequence:**  
 MALIPDLAMETWLLLAVSLVLLYL YGTHSHGLFKKLGIPGPTPLPFLGNIL  
 SYHKGFCMFDMECKKYGKVVGFYDGGQPVLAITDPDMIKTVLVKECY  
 SVFTNRRPFGPVGFMKSAISIAEDEEWKRLRSLLSPTFTSGKLEKEMVPIIA  
 QYGDVLRNLRREAETGKPVTLKDFV GAYSMDVITSTSF GVNIDSLNNP  
 QDPFVENTKKLLRFDLDPFFLSITVFPFLIPILEVLCVFPREVTNFLRKS  
 VKRMKESRLEDTQKHRVDFLQLMIDSQNSKETESHKALSDLELVAQSIIFI  
 FAGYETTSSVLSFIMYELATHPDVQKQLQEEIDAVLPNKAPPTYDTVLQM  
 EYLDVVNETLRLFP IAMRLERVCKKDVEINGMFIPKGVVVMIPSYALHRD  
 PKYWTEPEKFLPERFSKKNKDNIDPYITPF GSGPRNCIGMRFALMNMKL  
 ALIRVLQNFSPCKETQIPLKLSLGLLQPEKPVVLKVESRDGTVSGA

**Host:** Rabbit

**Reactivity:** Human

**Quality Control Testing:** Antibody reactive against mammalian transfected lysate.

**Storage Buffer:** In 1x PBS, pH 7.4

**Storage Instruction:** Store at -20°C or lower. Aliquot to avoid repeated freezing and thawing.

**MSDS:**  [Download](#)

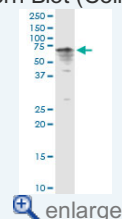
**Datasheet:**  [Download](#)

**Publication Reference**

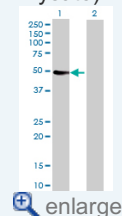
1. [Development and validation of an enzyme-linked immunosorbent assay for the quantification of cytochrome 3A4 in human liver microsomes.](#)  
 De Bock L, Colin P, Boussery K, Van Bocxlaer J. *Talanta* (2012),  
<http://dx.doi.org/10.1016/j.talanta.2012.05.064>


**Applications**
**Western Blot (Cell lysate)**
**Application Image**

Western Blot (Cell lysate)



Western Blot (Transfected lysate)

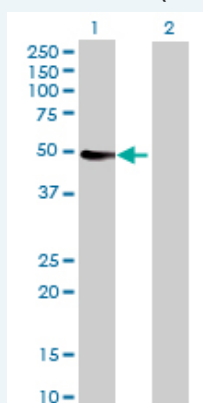




CYP3A4 MaxPab rabbit polyclonal antibody. Western Blot analysis of CYP3A4 expression in HepG2.

 [Protocol Download](#)

#### Western Blot (Transfected lysate)



Western Blot analysis of CYP3A4 expression in transfected 293T cell line ([H00001576-T01](#)) by CYP3A4 MaxPab polyclonal antibody.

Lane 1: CYP3A4 transfected lysate(57.30 KDa).

Lane 2: Non-transfected lysate.

 [Protocol Download](#)

#### Gene Information

**Entrez GeneID:** [1576](#)

**GeneBank** [NM\\_017460.3](#)

**Accession#:**

**Protein** [AAI01632.1](#)

**Accession#:**

**Gene Name:** CYP3A4

**Gene Alias:** CP33,CP34,CYP3A,CYP3A3,HLP,MGC126680,NF-25,P450C3,P450PCN1

**Gene** cytochrome P450, family 3, subfamily A, polypeptide 4

**Description:**

**Omim ID:** [124010](#)

**Gene Ontology:** [Hyperlink](#)

**Gene Summary:** This gene, CYP3A4, encodes a member of the cytochrome P450 superfamily of enzymes. The cytochrome P450 proteins are monooxygenases which catalyze many reactions involved in drug metabolism and synthesis of cholesterol, steroids and other lipids. This protein localizes to the endoplasmic reticulum and its expression is induced by glucocorticoids and some pharmacological agents. This enzyme is involved in the metabolism of approximately half the drugs

which are used today, including acetaminophen, codeine, cyclosporin A, diazepam and erythromycin. The enzyme also metabolizes some steroids and carcinogens. This gene is part of a cluster of cytochrome P450 genes on chromosome 7q21.1. Previously another CYP3A gene, CYP3A3, was thought to exist; however, it is now thought that this sequence represents a transcript variant of CYP3A4. [provided by RefSeq]

**Other Designations:** P450-III, steroid inducible, cytochrome P450, subfamily IIIA (nifedipine oxidase), polypeptide 3, cytochrome P450, subfamily IIIA (nifedipine oxidase), polypeptide 4, cytochrome P450, subfamily IIIA, polypeptide 4, glucocorticoid-inducible P450, nifedipine o

### Gene Pathway

[Drug metabolism - cytochrome P450](#) [Drug metabolism - other enzymes](#)  
[gamma-Hexachlorocyclohexane degradation](#) [Linoleic acid metabolism](#) [Metabolic pathways](#)  
[Metabolism of xenobiotics by cytochrome P450](#) [Retinol metabolism](#)

### Related Disease

[Acquired Immunodeficiency Syndrome](#) [Acute Disease](#) [Adenocarcinoma](#)  
[Adenoma, Liver Cell](#) [Akathisia, Drug-Induced](#) [Anemia](#) [Anemia, Aplastic](#) [Asthma](#) [Asthma](#)  
[Balkan Nephropathy](#) [Body Weight](#) [Breast cancer](#) [Breast Neoplasms](#) [Carcinoma](#)  
[Carcinoma, Ductal, Breast](#) [Carcinoma, Hepatocellular](#) [Carcinoma, Non-Small-Cell Lung](#)  
[Carcinoma, Renal Cell](#) [Carcinoma, Small Cell](#)

... see more

[服務條款](#) | [隱私權政策](#) | [著作及商標](#) | [網站地圖](#)

©2016 亞諾法生技股份有限公司 Abnova Corporation. 版權所有.