



SZABO SCANDIC

Part of Europa Biosite

Produktinformation



Forschungsprodukte & Biochemikalien



Zellkultur & Verbrauchsmaterial



Diagnostik & molekulare Diagnostik



Laborgeräte & Service

Weitere Information auf den folgenden Seiten!
See the following pages for more information!



Lieferung & Zahlungsart

siehe unsere [Liefer- und Versandbedingungen](#)

Zuschläge

- Mindermengenzuschlag
- Trockeneiszuschlag
- Gefahrgutzuschlag
- Expressversand

SZABO-SCANDIC HandelsgmbH

Quellenstraße 110, A-1100 Wien

T. +43(0)1 489 3961-0

F. +43(0)1 489 3961-7

mail@szabo-scandic.com

www.szabo-scandic.com

[linkedin.com/company/szaboscandic](https://www.linkedin.com/company/szaboscandic)

CYP51A1 purified MaxPab rabbit polyclonal antibody (D01P) MaxPab®

Catalog # : H00001595-D01P

規格 : [100 ug]

[List All](#)

Specification

Product Description: Rabbit polyclonal antibody raised against a full-length human CYP51A1 protein.

Immunogen: CYP51A1 (ABM85421.1, 1 a.a. ~ 509 a.a) full-length human protein.

Sequence:
 MAAAAGMLLLGLLQAGGSVLGQAMEKVTGGNLLSMLLIACAFTLSLVYLI
 RLAAGHLVQLPAGVKSPPIYFSPPIFLGHAIAFGKSPIEFLNAYEKYGPVF
 SFTMVGKTFYLLGSDAAALLFNSKNEDLNAEDVYSRLTTPVFGKGVAY
 DVPNPVFLEQKKMLKSGLNIAHFQHVSIIEKETKEYFESWGEGEKNVF
 EALSELIILTASHCLHGKEIRSQLEKVAQLYADLDGGFSHAAWLLPGWL
 PLPSFRRRDRAHREIKDIFYKAIQKRRQSQEKIDDILQTLDDATYKDGRPL
 TDDEVAGMLIGLLLAGQHTSSTTSAWMGFFLARDKTLQKKCYLEQKT
 CGENLPPLTYDQLKDLNLLDRCIKETLRLRPPVMIMMRMARTPQTVAGY
 TIPPGHQVCVPTVNQRLKDSWVERLDFNPDRYLQDNPASGEKFAYVVF
 GAGRHRICIGENFAYVQIKTIWSTMLRLYEFDLIDGYFPTVNYTTMIHTPEN
 PVIRYKRRSK

Host: Rabbit

Reactivity: Human

Quality Control Testing: Antibody reactive against mammalian transfected lysate.

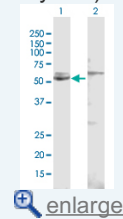
Storage Buffer: In 1x PBS, pH 7.4


Storage Instruction: Store at -20°C or lower. Aliquot to avoid repeated freezing and thawing.

Datasheet:  [Download](#)

Application Image

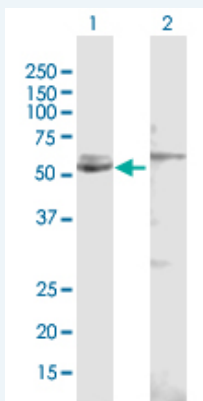
Western Blot (Transfected lysate)



 [enlarge](#)


Applications

Western Blot (Transfected lysate)



Western Blot analysis of CYP51A1 expression in transfected 293T cell line (H00001595-T01) by CYP51A1 MaxPab polyclonal antibody.

Lane 1: CYP51A1 transfected lysate(55.99 kDa).
 Lane 2: Non-transfected lysate.

 [Protocol Download](#)

Gene Information

Entrez GeneID: [1595](#)

GeneBank Accession#: [DQ894495.2](#)

Protein Accession#: [ABM85421.1](#)

Gene Name: CYP51A1

Gene Alias: CP51,CYP51,CYPL1,LDM,P450-14DM,P450L1

Gene Description: cytochrome P450, family 51, subfamily A, polypeptide 1

Omim ID: [601637](#)

Gene Ontology: [Hyperlink](#)

Gene Summary: This gene encodes a member of the cytochrome P450 superfamily of enzymes. The cytochrome P450 proteins are monooxygenases which catalyze many reactions involved in drug metabolism and synthesis of cholesterol, steroids and other lipids. This endoplasmic reticulum protein participates in the synthesis of cholesterol by catalyzing the removal of the 14alpha-methyl group from lanosterol. Homologous genes are found in all three eukaryotic phyla, fungi, plants, and animals, suggesting that this is one of the oldest cytochrome P450 genes. Two transcript variants encoding different isoforms have been found for this gene. [provided by RefSeq]

Other Designations: cytochrome P450, 51 (lanosterol 14-alpha-demethylase),cytochrome P450, family 51,lanosterol 14-alpha-demethylase,sterol 14-alpha demethylase

Gene Pathway

[Biosynthesis of alkaloids derived from terpenoid and polyketide](#)
[Biosynthesis of plant hormones](#) [Biosynthesis of terpenoids and steroids](#)
[Metabolic pathways](#) [Steroid biosynthesis](#)

Related Disease

[Kidney Failure, Chronic](#)

[服務條款](#) | [隱私權政策](#) | [著作及商標](#) | [網站地圖](#)

©2016 亞諾法生技股份有限公司 Abnova Corporation. 版權所有.