



# SZABO SCANDIC

Part of Europa Biosite

## Produktinformation



Forschungsprodukte & Biochemikalien



Zellkultur & Verbrauchsmaterial



Diagnostik & molekulare Diagnostik



Laborgeräte & Service

Weitere Information auf den folgenden Seiten!  
See the following pages for more information!



### Lieferung & Zahlungsart

siehe unsere [Liefer- und Versandbedingungen](#)

### Zuschläge

- Mindermengenzuschlag
- Trockeneiszuschlag
- Gefahrgutzuschlag
- Expressversand

### SZABO-SCANDIC HandelsgmbH

Quellenstraße 110, A-1100 Wien

T. +43(0)1 489 3961-0

F. +43(0)1 489 3961-7

[mail@szabo-scandic.com](mailto:mail@szabo-scandic.com)

[www.szabo-scandic.com](http://www.szabo-scandic.com)

[linkedin.com/company/szaboscandic](https://www.linkedin.com/company/szaboscandic) 

## DAB1 MaxPab mouse polyclonal antibody (B01) MaxPab®

Catalog # : H00001600-B01

規格 : [ 50 uL ]

[List All](#)

### Specification

**Product Description:** Mouse polyclonal antibody raised against a full-length human DAB1 protein.

**Immunogen:** DAB1 (AAH67445.1, 1 a.a. ~ 553 a.a) full-length human protein.

**Sequence:**  
 MSTETELQVAVKTSAKKDSRKKGQDRSEATLIKRFKGEVRYKAKLIGID  
 EVSAARGDKLCQDSMMKLGWVAGARSKGEHKQKIFLTISFGGIKIFDEK  
 TGALQHIIHAVHEISYIAKDITDHRAFVYVCGKEGNHRFVAIKTAQAAEPVIL  
 DLRDLFQLIYELKQREELEKKAQKDKQCEQAVYQVPTSQKKEGVYDVPK  
 SQPVSNQYGFEDFEERFAAATPNRNLPTDFEIFEATKAVTQLELFGDM  
 STPPDITSPPTPATPGDAFIPSSSQTLPASADVFSSVPFGTAAVPSGYVA  
 MGAVLPSFWGQQPLVQQQMVMGAQPPVAQVMPGAQPIAWGQPGLFP  
 ATQQPWPTVAGQFPAAFMPTQTVMPLPAAMFQGPLTPLATVPGTSD  
 STRSSPQTDKPRQKMGKETFKDFQMAQPPPVPSPKPDQPSLTCTSEAF  
 SSYFNKVGVAQDTDDCDDFDISQLNLTPVTSTTPSTNSPPTPAPRQSSP  
 SKSSASHASDPTTDDIFEFGFESPSKSEEQEPDGSQASSNSDPFGEPS  
 GEPSGDNISPQAGS

**Host:** Mouse

**Reactivity:** Human

**Quality Control Testing:** Antibody reactive against mammalian transfected lysate.

**Storage Buffer:** No additive

**Storage Instruction:** Store at -20°C or lower. Aliquot to avoid repeated freezing and thawing.

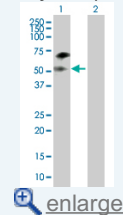
**Note:** For IHC and IF applications, antibody purification with Protein A will be needed prior to use.

**MSDS:** [Download](#)

**Datasheet:** [Download](#)

### Application Image

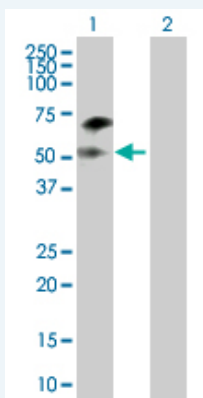
Western Blot (Transfected lysate)



[enlarge](#)

### Applications


Western Blot (Transfected lysate)



Western Blot analysis of DAB1 expression in transfected 293T cell line (H00001600-T01) by DAB1 MaxPab polyclonal antibody.

Lane 1: DAB1 transfected lysate(60.83 KDa).

Lane 2: Non-transfected lysate.

 [Protocol Download](#)

---

### Gene Information

---

**Entrez GeneID:** [1600](#)

**GeneBank Accession#:** [BC067445](#)

**Protein Accession#:** [AAH67445](#)

**Gene Name:** DAB1

**Gene Alias:** -

**Gene Description:** disabled homolog 1 (Drosophila)

**Omim ID:** [603448](#)

**Gene Ontology:** [Hyperlink](#)

**Gene Summary:** The laminar organization of multiple neuronal types in the cerebral cortex is required for normal cognitive function. In mice, the disabled-1 gene plays a central role in brain development, directing the migration of cortical neurons past previously formed neurons to reach their proper layer. This gene is similar to disabled-1, and the protein encoded by this gene is thought to be a signal transducer that interacts with protein kinase pathways to regulate neuronal positioning in the developing brain. Alternatively spliced transcript variants of this gene have been reported, but their full length nature has not been determined. [provided by RefSeq]

**Other Designations:** OTTHUMP00000010045,OTTHUMP00000011753,disabled homolog 1

---

### Related Disease

---

[Cardiovascular Diseases](#) [Diabetes Mellitus, Type 2](#) [Edema](#)

[Genetic Predisposition to Disease](#) [Tobacco Use Disorder](#) [Vitamin D Deficiency](#)

---

[服務條款](#) | [隱私權政策](#) | [著作及商標](#) | [網站地圖](#)

©2016 亞諾法生技股份有限公司 Abnova Corporation. 版權所有.