



SZABO SCANDIC

Part of Europa Biosite

Produktinformation



Forschungsprodukte & Biochemikalien



Zellkultur & Verbrauchsmaterial



Diagnostik & molekulare Diagnostik



Laborgeräte & Service

Weitere Information auf den folgenden Seiten!
See the following pages for more information!



Lieferung & Zahlungsart

siehe unsere [Liefer- und Versandbedingungen](#)

Zuschläge

- Mindermengenzuschlag
- Trockeneiszuschlag
- Gefahrgutzuschlag
- Expressversand

SZABO-SCANDIC HandelsgmbH

Quellenstraße 110, A-1100 Wien

T. +43(0)1 489 3961-0

F. +43(0)1 489 3961-7

mail@szabo-scandic.com

www.szabo-scandic.com

[linkedin.com/company/szaboscandic](https://www.linkedin.com/company/szaboscandic) 



DAD1 monoclonal antibody (M03), clone 2B4-C8

Catalog # : H00001603-M03

規格 : [50 ug]

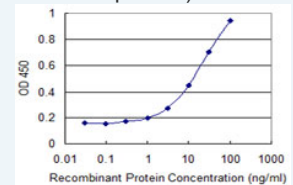
[List All](#)


Specification

Product Description:	Mouse monoclonal antibody raised against a full-length recombinant DAD1.
Immunogen:	DAD1 (AAH07403, 1 a.a. ~ 113 a.a) full-length recombinant protein with GST tag. MW of the GST tag alone is 26 KDa.
Sequence:	MSASVSVISRFLFEEYLSSTPQRLKLLDAYLLYILLTGALQFGYCLLVGTF PFNSFLSGFISCVGSFILAVCLRIQINPQNKADFQGISPERAFADFLFASTIL HLVVMNFVG
Host:	Mouse
Reactivity:	Human
Isotype:	IgG2b Kappa
Quality Control Testing:	Antibody Reactive Against Recombinant Protein.
Storage Buffer:	In 1x PBS, pH 7.4
Storage Instruction:	Store at -20°C or lower. Aliquot to avoid repeated freezing and thawing.
MSDS:	 Download
Datasheet:	 Download

Application Image

Sandwich ELISA (Recombinant protein)

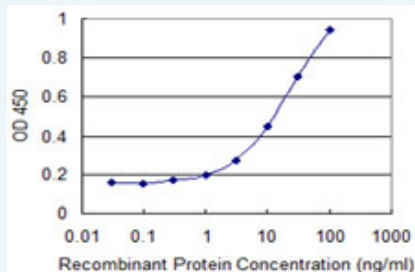


 [enlarge](#)

ELISA

Applications

Sandwich ELISA (Recombinant protein)



Detection limit for recombinant GST tagged DAD1 is 0.3 ng/ml as a capture antibody.

 [Protocol Download](#)

ELISA

Gene Information

Entrez GeneID: [1603](#)

GeneBank [BC007403](#)
Accession#:

Protein Accession#: [AAH07403](#)

Gene Name: DAD1

Gene Alias: OST2

Gene Description: defender against cell death 1

Omim ID: [600243](#)

Gene Ontology: [Hyperlink](#)

Gene Summary: DAD1, the defender against apoptotic cell death, was initially identified as a negative regulator of programmed cell death in the temperature sensitive tsBN7 cell line. The DAD1 protein disappeared in temperature-sensitive cells following a shift to the nonpermissive temperature, suggesting that loss of the DAD1 protein triggered apoptosis. DAD1 is believed to be a tightly associated subunit of oligosaccharyltransferase both in the intact membrane and in the purified enzyme, thus reflecting the essential nature of N-linked glycosylation in eukaryotes. [provided by RefSeq]

Other Designations: -

Gene Pathway

[Metabolic pathways](#) [N-Glycan biosynthesis](#)

Related Disease

[Adenocarcinoma](#) [Esophageal Neoplasms](#) [Genetic Predisposition to Disease](#) [Narcolepsy](#)
[Tobacco Use Disorder](#)

[服務條款](#) | [隱私權政策](#) | [著作及商標](#) | [網站地圖](#)

©2016 亞諾法生技股份有限公司 Abnova Corporation. 版權所有.