



SZABO SCANDIC

Part of Europa Biosite

Produktinformation



Forschungsprodukte & Biochemikalien



Zellkultur & Verbrauchsmaterial



Diagnostik & molekulare Diagnostik



Laborgeräte & Service

Weitere Information auf den folgenden Seiten!
See the following pages for more information!



Lieferung & Zahlungsart

siehe unsere [Liefer- und Versandbedingungen](#)

Zuschläge

- Mindermengenzuschlag
- Trockeneiszuschlag
- Gefahrgutzuschlag
- Expressversand

SZABO-SCANDIC HandelsgmbH

Quellenstraße 110, A-1100 Wien

T. +43(0)1 489 3961-0

F. +43(0)1 489 3961-7

mail@szabo-scandic.com

www.szabo-scandic.com

[linkedin.com/company/szaboscandic](https://www.linkedin.com/company/szaboscandic) 

DARS Validated Chimera RNAi

Catalog # : H00001615-R01V

規格 : [10 nmol] [20 nmol]

List All

Specification

Product Description: Homo sapiens aspartyl-tRNA synthetase (DARS), mRNA.


Reactivity: Human

Supplied Product: DEPC water

Target Refseq: NM_001349

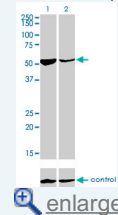
Storage Instruction: Store at -20°C, do not exceed 4 - 5 freeze-thaw cycles to ensure product integrity.

Note: Position of the Chimera RNAi.



Application Image

RNAi Knockdown (Antibody validated)

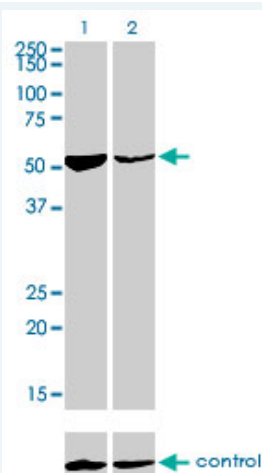


Publication Reference


- [dsCheck: highly sensitive off-target search software for double-stranded RNA-mediated RNA interference.](#)
Naito Y, Yamada T, Matsumiya T, Ui-Tei K, Saigo K, Morishita S. *Nucleic Acids Res.* 2005 Jul 1;33(Web Server issue):W589-91.
- [Functional dissection of siRNA sequence by systematic DNA substitution: modified siRNA with a DNA seed arm is a powerful tool for mammalian gene silencing with significantly reduced off-target effect.](#)
Ui-Tei K, Naito Y, Zenno S, Nishi K, Yamato K, Takahashi F, Juni A, Saigo K. *Nucleic Acids Res.* 2008 Apr;36(7):2136-51. Epub 2008 Feb 11.
- [Guidelines for the selection of highly effective siRNA sequences for mammalian and chick RNA interference.](#)
Ui-Tei K, Naito Y, Takahashi F, Haraguchi T, Ohki-Hamazaki H, Juni A, Ueda R, Saigo K. *Nucleic Acids Res.* 2004 Feb 9;32(3):936-48. Print 2004.
- [siDirect: highly effective, target-specific siRNA design software for mammalian RNA interference.](#)
Naito Y, Yamada T, Ui-Tei K, Morishita S, Saigo K. *Nucleic Acids Res.* 2004 Jul 1;32(Web Server issue):W124-9.

Applications

RNAi Knockdown (Antibody validated)



Western blot analysis of DARS over-expressed 293 cell line, cotransfected with DARS Validated Chimera RNAi (Cat # H00001615-R01V) (Lane 2) or non-transfected control (Lane 1). Blot probed with DARS monoclonal antibody (M01), clone 2F11 (Cat # H00001615-M01). GAPDH (36.1 kDa) used as specificity and loading control.

 [Protocol Download](#)

Gene Information

Entrez GeneID: [1615](#)

Gene Name: DARS

Gene Alias: DKFZp781B11202,MGC111579

Gene Description: aspartyl-tRNA synthetase

Omim ID: [603084](#)

Gene Ontology: [Hyperlink](#)

Gene Summary: Aspartyl-tRNA synthetase (DARS) is part of a multienzyme complex of aminoacyl-tRNA synthetases. Aspartyl-tRNA synthetase charges its cognate tRNA with aspartate during protein biosynthesis. [provided by RefSeq]

Other Designations: aspartate tRNA ligase 1, cytoplasmic,cell proliferation-inducing protein 40

Gene Pathway

[Aminoacyl-tRNA biosynthesis](#)