



SZABO SCANDIC

Part of Europa Biosite

Produktinformation



Forschungsprodukte & Biochemikalien



Zellkultur & Verbrauchsmaterial



Diagnostik & molekulare Diagnostik



Laborgeräte & Service

Weitere Information auf den folgenden Seiten!
See the following pages for more information!



Lieferung & Zahlungsart

siehe unsere [Liefer- und Versandbedingungen](#)

Zuschläge

- Mindermengenzuschlag
- Trockeneiszuschlag
- Gefahrgutzuschlag
- Expressversand

SZABO-SCANDIC HandelsgmbH

Quellenstraße 110, A-1100 Wien

T. +43(0)1 489 3961-0

F. +43(0)1 489 3961-7

mail@szabo-scandic.com

www.szabo-scandic.com

[linkedin.com/company/szaboscandic](https://www.linkedin.com/company/szaboscandic) 

DAZ1 monoclonal antibody (M01), clone 3G10

Catalog # : H00001617-M01

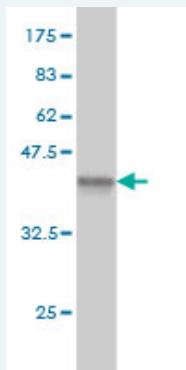
規格 : [100 ug]

[List All](#)

Specification

Product Description:	Mouse monoclonal antibody raised against a partial recombinant DAZ1.
Immunogen:	DAZ1 (AAH18119, 21 a.a. ~ 120 a.a) partial recombinant protein with GST tag. MW of the GST tag alone is 26 KDa.
Sequence:	SSSAAASQGWWLPEGKVPNTVFGGIDARMDETEIGSCFGRYGGSVKEV KIITNRTGVSKGYGFVSFVNDVDVQKIVGSIHFHGKLLKLGPAIRKQKLC
Host:	Mouse
Reactivity:	Human
Isotype:	IgG1 Kappa

Quality Control Testing: Antibody Reactive Against Recombinant Protein.



Western Blot detection against Immunogen (36.74 KDa) .

Storage Buffer: In 1x PBS, pH 7.4

Storage Instruction: Store at -20°C or lower. Aliquot to avoid repeated freezing and thawing.

MSDS: [Download](#)

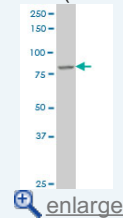
Datasheet: [Download](#)

Applications

Western Blot (Tissue lysate)

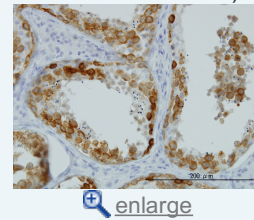
Application Image

Western Blot (Tissue lysate)

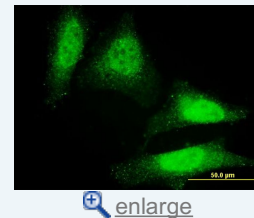


Western Blot (Recombinant protein)

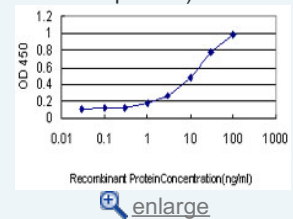
Immunohistochemistry (Formalin/PFA-fixed paraffin-embedded sections)



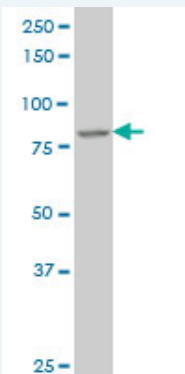
Immunofluorescence



Sandwich ELISA (Recombinant protein)



ELISA



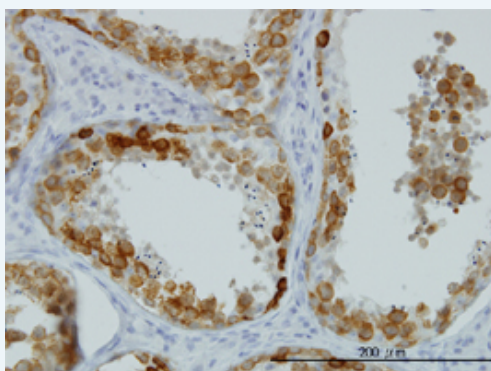
DAZ1 monoclonal antibody (M01), clone 3G10. Western Blot analysis of DAZ1 expression in human pancreas.

[Protocol Download](#)

Western Blot (Recombinant protein)

[Protocol Download](#)

Immunohistochemistry (Formalin/PFA-fixed paraffin-embedded sections)

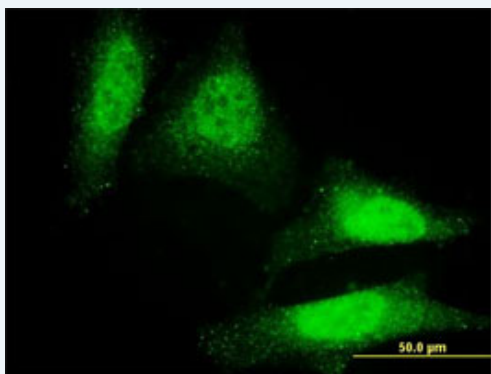


[enlarge this image](#)

Immunoperoxidase of monoclonal antibody to DAZ1 on formalin-fixed paraffin-embedded human testis. [antibody concentration 1 ug/ml]

[Protocol Download](#)

Immunofluorescence

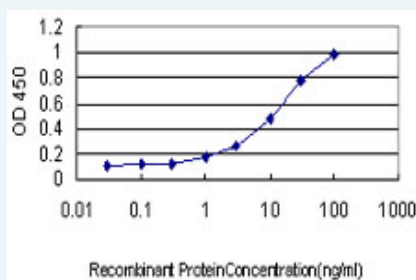


[enlarge this image](#)

Immunofluorescence of monoclonal antibody to DAZ1 on HeLa cell . [antibody concentration 10 ug/ml]

[Protocol Download](#)

Sandwich ELISA (Recombinant protein)



Detection limit for recombinant GST tagged DAZ1 is approximately 0.3ng/ml as a capture antibody.

ELISA

Gene Information

Entrez GeneID: [1617](#)

GeneBank Accession#: [NG_004755](#)

Protein Accession#: [AAH18119](#)

Gene Name: DAZ1

Gene Alias: DAZ,SPGY

Gene Description: deleted in azoospermia 1

Omim ID: [400003](#)

Gene Ontology: [Hyperlink](#)

Gene Summary: This gene is a member of the DAZ gene family and is a candidate for the human Y-chromosomal azoospermia factor (AZF). Its expression is restricted to premeiotic germ cells, particularly in spermatogonia. It encodes an RNA-binding protein that is important for spermatogenesis. Four copies of this gene are found on chromosome Y within palindromic duplications; one pair of genes is part of the P2 palindrome and the second pair is part of the P1 palindrome. Each gene contains a 2.4 kb repeat including a 72-bp exon, called the DAZ repeat; the number of DAZ repeats is variable and there are several variations in the sequence of the DAZ repeat. Each copy of the gene also contains a 10.8 kb region that may be amplified; this region includes five exons that encode an RNA recognition motif (RRM) domain. This gene contains three copies of the 10.8 kb repeat. However, no transcripts containing three copies of the RRM domain have been described; thus the RefSeq for this gene contains only two RRM domains. [provided by RefSeq]

Other Designations: deleted in azoospermia

Related Disease

[Azoospermia](#) [Chromosome Deletion](#) [Infertility](#), [Male Oligospermia](#)
[Sex Chromosome Aberrations](#) [Sex Chromosome Disorders of Sex Development](#)