



# SZABO SCANDIC

Part of Europa Biosite

## Produktinformation



Forschungsprodukte & Biochemikalien



Zellkultur & Verbrauchsmaterial



Diagnostik & molekulare Diagnostik



Laborgeräte & Service

Weitere Information auf den folgenden Seiten!  
See the following pages for more information!



### Lieferung & Zahlungsart

siehe unsere [Liefer- und Versandbedingungen](#)

### Zuschläge

- Mindermengenzuschlag
- Trockeneiszuschlag
- Gefahrgutzuschlag
- Expressversand

### SZABO-SCANDIC HandelsgmbH

Quellenstraße 110, A-1100 Wien

T. +43(0)1 489 3961-0

F. +43(0)1 489 3961-7

[mail@szabo-scandic.com](mailto:mail@szabo-scandic.com)

[www.szabo-scandic.com](http://www.szabo-scandic.com)

[linkedin.com/company/szaboscandic](https://www.linkedin.com/company/szaboscandic) 

## DAZ1 monoclonal antibody (M04), clone 4F3

Catalog # : H00001617-M04

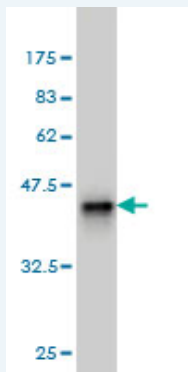
規格 : [ 100 ug ]

[List All](#)

### Specification

|                             |   |
|-----------------------------|---|
| <b>Product Description:</b> | Mouse monoclonal antibody raised against a partial recombinant DAZ1.  |
| <b>Immunogen:</b>           | DAZ1 (AAH18119, 21 a.a. ~ 120 a.a) partial recombinant protein with GST tag. MW of the GST tag alone is 26 KDa. |
| <b>Sequence:</b>            | SSSAAASQGWLPEGKVPNTVFGGIDARMDETEIGSCFGRYGVSVEV<br>KIITNRTGVSKGYGFVSFVNDVDVQKIVGSIHFHGKLLKLGPAIRKQKLC            |
| <b>Host:</b>                | Mouse   |
| <b>Reactivity:</b>          | Human   |
| <b>Isotype:</b>             | IgG1 Kappa  |

**Quality Control Testing:** Antibody Reactive Against Recombinant Protein.



Western Blot detection against Immunogen (36.74 KDa) .

**Storage Buffer:** In 1x PBS, pH 7.4

**Storage Instruction:** Store at -20°C or lower. Aliquot to avoid repeated freezing and thawing.

**MSDS:** [Download](#)

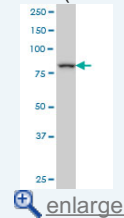
**Datasheet:** [Download](#)

### Applications

**Western Blot (Tissue lysate)**

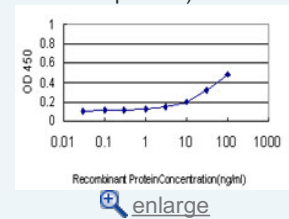
### Application Image

Western Blot (Tissue lysate)

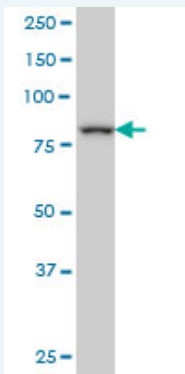


Western Blot (Recombinant protein)

Sandwich ELISA (Recombinant protein)



ELISA



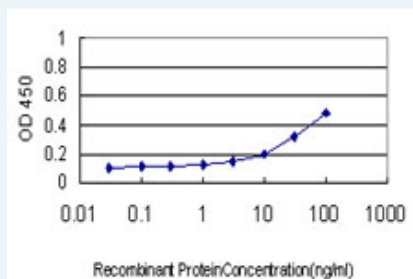
DAZ1 monoclonal antibody (M04), clone 4F3. Western Blot analysis of DAZ1 expression in human placenta.

[Protocol Download](#)

#### Western Blot (Recombinant protein)

[Protocol Download](#)

#### Sandwich ELISA (Recombinant protein)



Detection limit for recombinant GST tagged DAZ1 is approximately 1ng/ml as a capture antibody.

[Protocol Download](#)

#### ELISA

#### Gene Information

Entrez GeneID: [1617](#)

GeneBank Accession#: [NG\\_004755](#)

Protein Accession#: [AAH18119](#)

Gene Name: DAZ1

Gene Alias: DAZ,SPGY

Gene Description: deleted in azoospermia 1

Omim ID: [400003](#)

Gene Ontology: [Hyperlink](#)

**Gene Summary:** This gene is a member of the DAZ gene family and is a candidate for the human Y-chromosomal azoospermia factor (AZF). Its expression is restricted to premeiotic germ cells, particularly in spermatogonia. It encodes an RNA-binding protein that is important for spermatogenesis. Four copies of this gene are found on chromosome Y within palindromic duplications; one pair of genes is part of the P2 palindrome and the second pair is part of the P1 palindrome. Each gene contains a 2.4 kb repeat including a 72-bp exon, called the DAZ repeat; the number of DAZ repeats is variable and there are several variations in the

sequence of the DAZ repeat. Each copy of the gene also contains a 10.8 kb region that may be amplified; this region includes five exons that encode an RNA recognition motif (RRM) domain. This gene contains three copies of the 10.8 kb repeat. However, no transcripts containing three copies of the RRM domain have been described; thus the RefSeq for this gene contains only two RRM domains. [provided by RefSeq

---

**Other Designations:** deleted in azoospermia

---

#### **Related Disease**

---

[Azoospermia](#) [Chromosome Deletion](#) [Infertility](#), [Male Oligospermia](#)  
[Sex Chromosome Aberrations](#) [Sex Chromosome Disorders of Sex Development](#)

---

[服務條款](#) | [隱私權政策](#) | [著作及商標](#) | [網站地圖](#)

©2016 亞諾法生技股份有限公司 Abnova Corporation. 版權所有.