



SZABO SCANDIC

Part of Europa Biosite

Produktinformation



Forschungsprodukte & Biochemikalien



Zellkultur & Verbrauchsmaterial



Diagnostik & molekulare Diagnostik



Laborgeräte & Service

Weitere Information auf den folgenden Seiten!
See the following pages for more information!



Lieferung & Zahlungsart

siehe unsere [Liefer- und Versandbedingungen](#)

Zuschläge

- Mindermengenzuschlag
- Trockeneiszuschlag
- Gefahrgutzuschlag
- Expressversand

SZABO-SCANDIC HandelsgmbH

Quellenstraße 110, A-1100 Wien

T. +43(0)1 489 3961-0

F. +43(0)1 489 3961-7

mail@szabo-scandic.com

www.szabo-scandic.com

[linkedin.com/company/szaboscandic](https://www.linkedin.com/company/szaboscandic) 



DBC1 purified MaxPab rabbit polyclonal antibody (D01P) MaxPab®

Catalog # : H00001620-D01P

規格 : [100 ug]


List All

Specification

Product Description:	Rabbit polyclonal antibody raised against a full-length human DBC1 protein.
Immunogen:	DBC1 (AAH21560.1, 1 a.a. ~ 320 a.a) full-length human protein.
Sequence:	MNWRFVELLYFLFIWGRISVQPSHQEPAGTDQHVSKEFDWLISDRGPFH HSRYSLSFVERHRQGFTRYKIYREFARWKVRNTAIERRDLVRHPVPLM PEFQRSIRLLGRRPTTQQFIDTIKKYGTLLISATLGEEALTYMDKSR LDRKSGNATQSVEALHQLASSYFVDRDGTMRRLHEIQISTGAIKVTETRT GPLGCNSYDNLDSVSSVLLQSTESKLHLQGLQIIFPQYLQEKFVQSALSYI MCNGEGEYLCQNSQCRCQCAEEFPQCNCPTIDIQIMEYTLANMAKSWAE AYKDLENSGRESHSVPLHEWP
Host:	Rabbit
Reactivity:	Human
Quality Control Testing:	Antibody reactive against mammalian transfected lysate.
Storage Buffer:	In 1x PBS, pH 7.4
Storage Instruction:	Store at -20°C or lower. Aliquot to avoid repeated freezing and thawing.
MSDS:	 Download
Datasheet:	 Download

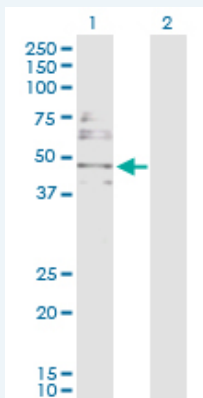
Application Image

Western Blot (Transfected lysate)



Applications


Western Blot (Transfected lysate)



Western Blot analysis of DBC1 expression in transfected 293T cell line (H00001620-T02) by DBC1 MaxPab polyclonal antibody.

Lane 1: DBC1 transfected lysate(37.20 KDa).

Lane 2: Non-transfected lysate.

 [Protocol Download](#)

Gene Information

Entrez GeneID: [1620](#)

**GeneBank
Accession#:** [BC021560](#)

**Protein
Accession#:** [AAH21560.1](#)

Gene Name: DBC1

Gene Alias: DBCCR1,FAM5A

**Gene
Description:** deleted in bladder cancer 1

Omim ID: [602865](#)

Gene Ontology: [Hyperlink](#)

Gene Summary: This gene is located within a chromosomal region that shows loss of heterozygosity in some bladder cancers. It contains a 5' CpG island that may be a frequent target of hypermethylation, and it may undergo hypermethylation-based silencing in some bladder cancers. [provided by RefSeq]

**Other
Designations:** OTTHUMP00000022751,bA574M5.1 (deleted in bladder cancer chromosome region candidate 1 (IB3089A)),deleted in bladder cancer chromosome region candidate 1

Related Disease

[Genetic Predisposition to Disease Multiple Sclerosis](#)
[Multiple Sclerosis, Relapsing-Remitting Tobacco Use Disorder](#)

[服務條款](#) | [隱私權政策](#) | [著作及商標](#) | [網站地圖](#)

©2016 亞諾法生技股份有限公司 Abnova Corporation. 版權所有.