



SZABO SCANDIC

Part of Europa Biosite

Produktinformation



Forschungsprodukte & Biochemikalien



Zellkultur & Verbrauchsmaterial



Diagnostik & molekulare Diagnostik



Laborgeräte & Service

Weitere Information auf den folgenden Seiten!
See the following pages for more information!



Lieferung & Zahlungsart

siehe unsere [Liefer- und Versandbedingungen](#)

Zuschläge

- Mindermengenzuschlag
- Trockeneiszuschlag
- Gefahrgutzuschlag
- Expressversand

SZABO-SCANDIC HandelsgmbH

Quellenstraße 110, A-1100 Wien

T. +43(0)1 489 3961-0

F. +43(0)1 489 3961-7

mail@szabo-scandic.com

www.szabo-scandic.com

[linkedin.com/company/szaboscandic](https://www.linkedin.com/company/szaboscandic) 

DBH purified MaxPab mouse polyclonal antibody (B01P) MaxPab®

Catalog # : H00001621-B01P

規格 : [50 ug]

[List All](#)

Specification

Product Description: Mouse polyclonal antibody raised against a full-length human DBH protein.

Immunogen: DBH (ABW03484.1, 1 a.a. ~ 603 a.a) full-length human protein.

Sequence:
 MREAAFMYSTAVAIFLVILVAALQGSAPRESPLPYHIPLDPEGSLELSWNV
 SYTQEAIHFQLLVRRLLKAGVLFGMSDRGELENADLVLWTDGDTAYFAD
 AWSDQKGGQIHLDPQQDYQLLQVQRTPEGLTLLFKRPFGTCDPKDYLIE
 DGTVHLVYGILEEPFRSLEAINGSGLQMGQRVQLLKPNIPEPELPSDAC
 TMEVQAPNIQIPSQETTYWCYIKELPKGF SRHHIIKYEPIVTKGNEALVHHM
 EVFQCAPEMDSVPHFSGPCDSKMKPDRLNYCRHVLAAWALGAKAFYYP
 EEAGLAFGGPGSSRYLRLEVHYHNPLVIEGRNDSSGIRLYYAKLRRFNA
 GIMELGLVYTPVMAIPPRETAFILTGYCTDKCTQLALPPSGIHIFASQLHTH
 LTGRKVVTVLVRDGREWEIVNQDNHYSHPHFQEIRMLKKVSVHPGDVLIT
 SCTYNTEDRELATVGGFGILEEMCVNYVHYYPQTQLELCKSAVDAGFLQ
 KYFHLINRFNNEVDVCTCPQASVSQQFTSVPWNSFNRDVLLKALYSFAPISM
 HCNKSSAVRFQGEWNLQPLPKVISTLEEPTQCPTSQGRSPAGPTVWSI
 GGGKG

Host: Mouse

Reactivity: Human

Quality Control Testing: Antibody reactive against mammalian transfected lysate.

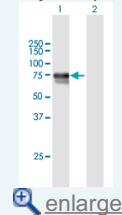
Storage Buffer: In 1x PBS, pH 7.4


Storage Instruction: Store at -20°C or lower. Aliquot to avoid repeated freezing and thawing.

Datasheet:  [Download](#)

Application Image

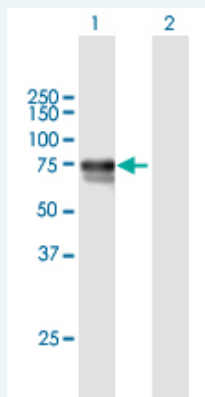
Western Blot (Transfected lysate)



 [enlarge](#)

Applications

Western Blot (Transfected lysate)



Western Blot analysis of DBH expression in transfected 293T cell line ([H00001621-T01](#)) by DBH MaxPab polyclonal antibody.

Lane 1: DBH transfected lysate(66.33 KDa).

Gene Information

Entrez GeneID: [1621](#)

GeneBank Accession#: [EU176683.1](#)

Protein Accession#: [ABW03484.1](#)

Gene Name: DBH

Gene Alias: DBM

Gene Description: dopamine beta-hydroxylase (dopamine beta-monoxygenase)

Omim ID: [168600](#), [223360](#), [609312](#)

Gene Ontology: [Hyperlink](#)

Gene Summary: The protein encoded by this gene is an oxidoreductase belonging to the copper type II, ascorbate-dependent monoxygenase family. It is present in the synaptic vesicles of postganglionic sympathetic neurons and converts dopamine to norepinephrine. It exists in both soluble and membrane-bound forms, depending on the absence or presence, respectively, of a signal peptide. [provided by RefSeq]

Other Designations: dopamine beta-hydroxylase

Gene Pathway

[Metabolic pathways](#) [Tyrosine metabolism](#)

Related Disease

[Alcohol Withdrawal Delirium](#) [Alcohol-Induced Disorders](#) [Nervous System Alcoholism](#)
[Alzheimer Disease](#) [Anorexia Nervosa](#) [Antisocial Personality Disorder](#) [Asperger Syndrome](#)
[Attention Deficit Disorder with Hyperactivity](#) [Autistic Disorder](#)
[Autonomic Nervous System Diseases](#) [Bipolar Disorder](#) [Bulimia](#) [Cardiovascular Diseases](#)
[Cerebral Hemorrhage](#) [Cocaine-Related Disorders](#) [Cognition](#) [Combat Disorders](#)
[Conduct Disorder](#)

... see more