



# SZABO SCANDIC

Part of Europa Biosite

## Produktinformation



Forschungsprodukte & Biochemikalien



Zellkultur & Verbrauchsmaterial



Diagnostik & molekulare Diagnostik



Laborgeräte & Service

Weitere Information auf den folgenden Seiten!  
See the following pages for more information!



### Lieferung & Zahlungsart

siehe unsere [Liefer- und Versandbedingungen](#)

### Zuschläge

- Mindermengenzuschlag
- Trockeneiszuschlag
- Gefahrgutzuschlag
- Expressversand

### SZABO-SCANDIC HandelsgmbH

Quellenstraße 110, A-1100 Wien

T. +43(0)1 489 3961-0

F. +43(0)1 489 3961-7

[mail@szabo-scandic.com](mailto:mail@szabo-scandic.com)

[www.szabo-scandic.com](http://www.szabo-scandic.com)

[linkedin.com/company/szaboscandic](https://www.linkedin.com/company/szaboscandic) 



## DBI purified MaxPab rabbit polyclonal antibody (D01P) MaxPab®

Catalog # : H00001622-D01P

規格 : [ 100 ug ]


[List All](#)

### Specification

<b>Product Description:</b>	Rabbit polyclonal antibody raised against a full-length human DBI protein.
<b>Immunogen:</b>	DBI (NP_065438.1, 1 a.a. ~ 104 a.a) full-length human protein.
<b>Sequence:</b>	MWGDWLWLLPPASANPGTGTEAEFEKAAEEVRHLKTKPSDEEMLFIYGHY KQATVGDINTERPGMLDFTGKAKWDAWNELKGTSKEDAMKAYINKVEEL KKKYGI
<b>Host:</b>	Rabbit
<b>Reactivity:</b>	Human
<b>Quality Control Testing:</b>	Antibody reactive against mammalian transfected lysate.
<b>Storage Buffer:</b>	In 1x PBS, pH 7.4
<b>Storage Instruction:</b>	Store at -20°C or lower. Aliquot to avoid repeated freezing and thawing.
<b>MSDS:</b>	 <a href="#">Download</a>
<b>Datasheet:</b>	 <a href="#">Download</a>

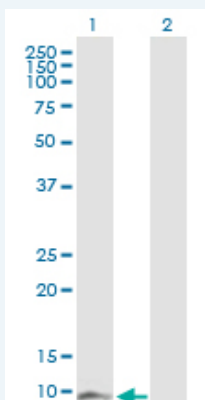
### Application Image

Western Blot (Transfected lysate)



### Applications

#### Western Blot (Transfected lysate)



Western Blot analysis of DBI expression in transfected 293T cell line ([H00001622-T02](#)) by DBI MaxPab polyclonal antibody.

Lane 1: DBI transfected lysate(11.80 KDa).

Lane 2: Non-transfected lysate.

 [Protocol Download](#)

### Gene Information

**Entrez GeneID:** [1622](#)

**GeneBank** [NM\\_020548](#)

**Accession#:**

**Protein** [NP\\_065438.1](#)

**Accession#:**

**Gene Name:** DBI

**Gene Alias:** ACBD1,ACBP,CCK-RP,EP,MGC70414

**Gene Description:** diazepam binding inhibitor (GABA receptor modulator, acyl-Coenzyme A binding protein)

**Omim ID:** [125950](#)

**Gene Ontology:** [Hyperlink](#)

**Gene Summary:** This gene encodes diazepam binding inhibitor, a protein that is regulated by hormones and is involved in lipid metabolism and the displacement of beta-carbolines and benzodiazepines, which modulate signal transduction at type A gamma-aminobutyric acid receptors located in brain synapses. The protein is conserved from yeast to mammals, with the most highly conserved domain consisting of seven contiguous residues that constitute the hydrophobic binding site for medium- and long-chain acyl-Coenzyme A esters. Diazepam binding inhibitor is also known to mediate the feedback regulation of pancreatic secretion and the postprandial release of cholecystokinin, in addition to its role as a mediator in corticotropin-dependent adrenal steroidogenesis. Three pseudogenes located on chromosomes 6, 8 and 16 have been identified. Multiple transcript variants encoding different isoforms have been described for this gene. [provided by RefSeq]

**Other Designations:** GABA receptor modulator,acyl coenzyme A binding protein,acyl-Coenzyme A binding domain containing 1,cholecystokinin-releasing peptide, trypsin-sensitive,diazepam binding inhibitor,diazepam binding inhibitor, splice form 1c,endozepine

### Gene Pathway

[PPAR signaling pathway](#)

### Related Disease

[Agoraphobia](#) [Anxiety Disorders](#) [Diabetes Mellitus, Type 2](#) [Disease Models, Animal](#) [Genetic Predisposition to Disease](#) [Mental Disorders](#) [Panic Disorder](#)

[服務條款](#) | [隱私權政策](#) | [著作及商標](#) | [網站地圖](#)

©2016 亞諾法生技股份有限公司 Abnova Corporation. 版權所有.