



# SZABO SCANDIC

Part of Europa Biosite

## Produktinformation



Forschungsprodukte & Biochemikalien



Zellkultur & Verbrauchsmaterial



Diagnostik & molekulare Diagnostik



Laborgeräte & Service

Weitere Information auf den folgenden Seiten!  
See the following pages for more information!



### Lieferung & Zahlungsart

siehe unsere [Liefer- und Versandbedingungen](#)

### Zuschläge

- Mindermengenzuschlag
- Trockeneiszuschlag
- Gefahrgutzuschlag
- Expressversand

### SZABO-SCANDIC HandelsgmbH

Quellenstraße 110, A-1100 Wien

T. +43(0)1 489 3961-0

F. +43(0)1 489 3961-7

[mail@szabo-scandic.com](mailto:mail@szabo-scandic.com)

[www.szabo-scandic.com](http://www.szabo-scandic.com)

[linkedin.com/company/szaboscandic](https://www.linkedin.com/company/szaboscandic) 

## DBP monoclonal antibody (M01), clone 3A6

Catalog # : H00001628-M01

規格 : [ 100 ug ]

[List All](#)

### Specification

**Product Description:** Mouse monoclonal antibody raised against a partial recombinant DBP.

**Immunogen:** DBP (NP\_001343, 226 a.a. ~ 325 a.a) partial recombinant protein with GST tag. MW of the GST tag alone is 26 KDa.

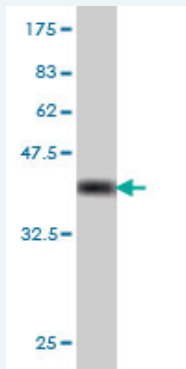
**Sequence:** RRHRFSEEELKPQPIMKKARKIQVPPEEQKDEKYWSRRYKNNEAAKRSRD  
ARRLKENQISVRAAFLEKENALLRQEVAVRQELSHYRAVLSRYQAQHG  
AL

**Host:** Mouse

**Reactivity:** Human

**Isotype:** IgG1 Kappa

**Quality Control Testing:** Antibody Reactive Against Recombinant Protein.



Western Blot detection against Immunogen (36.74 KDa) .

**Storage Buffer:** In 1x PBS, pH 7.4

**Storage Instruction:** Store at -20°C or lower. Aliquot to avoid repeated freezing and thawing.

**MSDS:** [Download](#)

**Datasheet:** [Download](#)

### Applications

**Western Blot (Recombinant protein)**

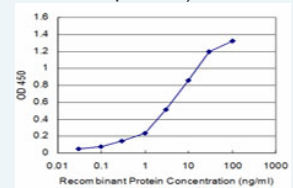
[Protocol Download](#)

**Sandwich ELISA (Recombinant protein)**

### Application Image

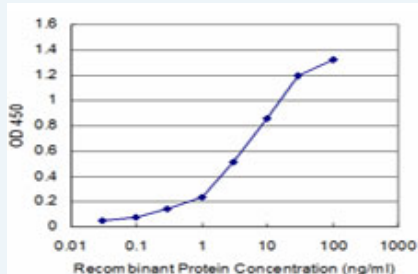
Western Blot (Recombinant protein)

Sandwich ELISA (Recombinant protein)



[enlarge](#)

ELISA



Detection limit for recombinant GST tagged DBP is approximately 0.3ng/ml as a capture antibody.

 [Protocol Download](#)

## ELISA

### Gene Information

Entrez GeneID: [1628](#)

GeneBank [NM\\_001352](#)

Accession#:

Protein [NP\\_001343](#)

Accession#:

Gene Name: DBP

Gene Alias: DABP

Gene Description: D site of albumin promoter (albumin D-box) binding protein

Omim ID: [124097](#)

Gene Ontology: [Hyperlink](#)

Gene Summary: DBP is a member of the PAR bZIP (proline and acidic amino acid-rich basic leucine zipper) transcription factor family (Khatib et al., 1994 [PubMed 7835883]).[supplied by OMIM]

Other Designations: -

### Related Disease

[Bipolar Disorder](#) [Chronobiology Disorders](#) [Depressive Disorder](#)  
[Depressive Disorder, Major](#) [Diabetes Mellitus, Type 1](#) [Diabetes Mellitus, Type 2](#)  
[Fractures, Bone](#) [Fractures, Spontaneous](#) [Genetic Predisposition to Disease](#)  
[Graves Disease](#) [Kidney Failure, Chronic](#) [Mood Disorders](#) [Multiple Sclerosis](#) [Obesity](#)  
[Obesity](#) [Osteoporosis](#) [Osteoporosis, Postmenopausal](#) [Psychiatric Status Rating Scales](#)  
[Psychotic Disorders](#)

... see more