



SZABO SCANDIC

Part of Europa Biosite

Produktinformation



Forschungsprodukte & Biochemikalien



Zellkultur & Verbrauchsmaterial



Diagnostik & molekulare Diagnostik



Laborgeräte & Service

Weitere Information auf den folgenden Seiten!
See the following pages for more information!



Lieferung & Zahlungsart

siehe unsere [Liefer- und Versandbedingungen](#)

Zuschläge

- Mindermengenzuschlag
- Trockeneiszuschlag
- Gefahrgutzuschlag
- Expressversand

SZABO-SCANDIC HandelsgmbH

Quellenstraße 110, A-1100 Wien

T. +43(0)1 489 3961-0

F. +43(0)1 489 3961-7

mail@szabo-scandic.com

www.szabo-scandic.com

[linkedin.com/company/szaboscandic](https://www.linkedin.com/company/szaboscandic) 



DBT purified MaxPab mouse polyclonal antibody (B01P) MaxPab®

Catalog # : H00001629-B01P

規格 : [50 ug]

[List All](#)

Specification

Product Description:	Mouse polyclonal antibody raised against a full-length human DBT protein.
Immunogen:	DBT (AAH16675.1, 1 a.a. ~ 482 a.a) full-length human protein.
Sequence:	MAAVRMLRTWSRNAGKLCVRYFQTCGMVHVLKPNVVCFFGYPSFKYS HPHHFLKTTAALRGQVWQFKLSDIGEGIREVTVKEWYVKEGDTVVSQFDSI CEVQSDKASVTITSRYDGVIKKLYNLDIAYVGKPLVDIETALKDSEED VVETPAVSHDEHTHQEIKGRKTLATPAVRRLAMENNIKLVSEVVGSGKDGR ILKEDILNYLEKQTGAILPPSPKVEIMPPPKPKDMTPVILVSKPPVFTGKD KTEPIKGFQKAMVKTMSAALKIPHFGYCDEIDLTELVKLREELKPIAFARGI KLSFMPFFLKAASLGLLQFPILNASVDENCQNITYKASHNIGIAMDTEQGLI VPNKVNQICSIFDIATELNRLQKLGSGQLSTDLTGGTFTLSNIGSIGG TFAKPVIMPPEVAIGALGSIKAIIPRFNQKGEVYKAQIMNVSWADHRVIDG ATMSRFSNLWKSYLENPAFMLLDLK
Host:	Mouse
Reactivity:	Human
Quality Control Testing:	Antibody reactive against mammalian transfected lysate.
Storage Buffer:	In 1x PBS, pH 7.4
Storage Instruction:	Store at -20°C or lower. Aliquot to avoid repeated freezing and thawing.
MSDS:	 Download
Datasheet:	 Download

Publication Reference


- [Amino Acid starvation has opposite effects on mitochondrial and cytosolic protein synthesis.](#)
Johnson MA, Vidoni S, Durigon R, Pearce SF, Rorbach J, He J, Brea-Calvo G, Minczuk M, Reyes A, Holt IJ, Spinazzola APLoS One. 2014 Apr 9;9(4):e93597. doi: 10.1371/journal.pone.0093597. eCollection 2014.

Applications

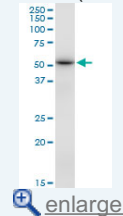
Western Blot (Tissue lysate)

Application Image

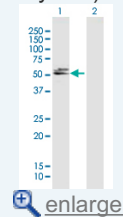
Western Blot (Tissue lysate)




Western Blot (Cell lysate)



Western Blot (Transfected lysate)

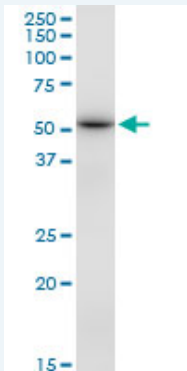




DBT MaxPab polyclonal antibody. Western Blot analysis of DBT expression in human liver.

[Protocol Download](#)

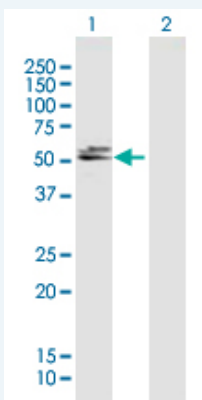
Western Blot (Cell lysate)



DBT MaxPab polyclonal antibody. Western Blot analysis of DBT expression in A-431.

[Protocol Download](#)

Western Blot (Transfected lysate)



Western Blot analysis of DBT expression in transfected 293T cell line ([H00001629-T01](#)) by DBT MaxPab polyclonal antibody.

Lane 1: DBT transfected lysate(53.02 KDa).

Lane 2: Non-transfected lysate.

[Protocol Download](#)

Gene Information

Entrez GeneID: [1629](#)

GeneBank [BC016675.1](#)

Accession#:

Protein [AAH16675.1](#)

Accession#:

Gene Name: DBT

Gene Alias: BCATE2,E2,E2B,MGC9061

Gene Description: dihydrolipoamide branched chain transacylase E2

Omim ID: [248600](#), [248610](#)

Gene Ontology: [Hyperlink](#)

Gene Summary: The branched-chain alpha-keto acid dehydrogenase complex (BCKD) is an inner-mitochondrial enzyme complex involved in the breakdown of the branched-chain amino acids isoleucine, leucine, and valine. The BCKD complex is thought to be composed of a core of 24 transacylase (E2) subunits, and associated decarboxylase (E1), dehydrogenase (E3), and regulatory subunits. This gene encodes the transacylase (E2) subunit. Mutations in this gene result in maple syrup urine disease, type 2. Alternatively spliced transcript variants have been described, but their biological validity has not been determined. [provided by RefSeq]

Other Designations: BCKAD E2 subunit, E2 component of branched chain alpha-keto acid dehydrogenase complex, OTTHUMP00000012596, branched chain acyltransferase, E2 component, dihydrolipoamide branched chain transacylase, dihydrolipoyl transacylase, dihydrolipoyllysine-residue (2-me

Gene Pathway

[Metabolic pathways Valine, leucine and isoleucine degradation](#)

[服務條款](#) | [隱私權政策](#) | [著作及商標](#) | [網站地圖](#)

©2016 亞諾法生技股份有限公司 Abnova Corporation. 版權所有.