



SZABO SCANDIC

Part of Europa Biosite

Produktinformation



Forschungsprodukte & Biochemikalien



Zellkultur & Verbrauchsmaterial



Diagnostik & molekulare Diagnostik



Laborgeräte & Service

Weitere Information auf den folgenden Seiten!
See the following pages for more information!



Lieferung & Zahlungsart

siehe unsere [Liefer- und Versandbedingungen](#)

Zuschläge

- Mindermengenzuschlag
- Trockeneiszuschlag
- Gefahrgutzuschlag
- Expressversand

SZABO-SCANDIC HandelsgmbH

Quellenstraße 110, A-1100 Wien

T. +43(0)1 489 3961-0

F. +43(0)1 489 3961-7

mail@szabo-scandic.com

www.szabo-scandic.com

[linkedin.com/company/szaboscandic](https://www.linkedin.com/company/szaboscandic) 

DCI purified MaxPab mouse polyclonal antibody (B01P) MaxPab®

Catalog # : H00001632-B01P

規格 : [50 ug]

[List All](#)

Specification

Product Description: Mouse polyclonal antibody raised against a full-length human DCI protein.

Immunogen: DCI (AAH09631.1, 1 a.a. ~ 243 a.a) full-length human protein.

Sequence:
MKFKNPPVNSLSLEFLTELVISLEKLENDKSFGRGVLTSRPGVFSAGLDL
TEMCGRSPAHYAGYWKAVQELWLRLYQSNLVLVSAINGACPAGGCLVA
LTCDYRILADNPRYCIGLNETQLGIIAPFWLKDTLENTIGHRAERALQLGL
LFPPAEALQVGIVDQVVPEEQVQSTALSAIAQWMAIPDHARQLTKAMMR
KATASRLVTQRDADVQNFVSFISKDSIQKSLQMYLERLKEEKG

Host: Mouse

Reactivity: Human

Quality Control Testing: Antibody reactive against mammalian transfected lysate.

Storage Buffer: In 1x PBS, pH 7.4

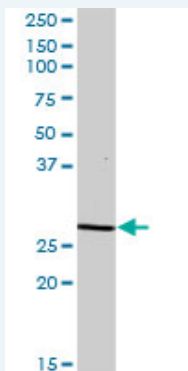
Storage Instruction: Store at -20°C or lower. Aliquot to avoid repeated freezing and thawing.

MSDS: [Download](#)

Datasheet: [Download](#)

Applications

Western Blot (Tissue lysate)



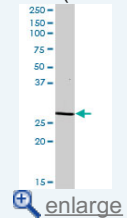
DCI MaxPab polyclonal antibody. Western Blot analysis of DCI expression in human liver.

[Protocol Download](#)

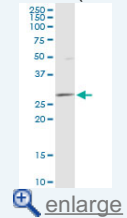
Western Blot (Cell lysate)

Application Image

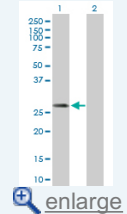
Western Blot (Tissue lysate)

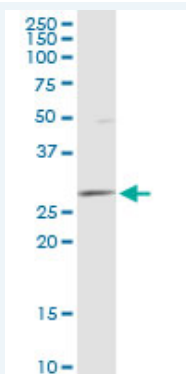


Western Blot (Cell lysate)




Western Blot (Transfected lysate)

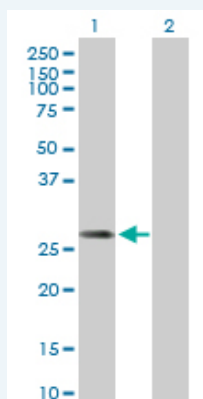




DCI MaxPab polyclonal antibody. Western Blot analysis of DCI expression in A-431.

 [Protocol Download](#)

Western Blot (Transfected lysate)



Western Blot analysis of DCI expression in transfected 293T cell line ([H00001632-T01](#)) by DCI MaxPab polyclonal antibody.

Lane 1: DCI transfected lysate(26.73 KDa).

Lane 2: Non-transfected lysate.

 [Protocol Download](#)

Gene Information

Entrez GeneID: [1632](#)

GeneBank [BC009631.1](#)

Accession#:

Protein [AAH09631.1](#)

Accession#:

Gene Name: DCI

Gene Alias: -

Gene Description: dodecenoyl-Coenzyme A delta isomerase (3,2 trans-enoyl-Coenzyme A isomerase)

Omim ID: [600305](#)

Gene Ontology: [Hyperlink](#)

Gene Summary: This gene encodes a member of the hydratase/isomerase superfamily. The protein encoded is a key mitochondrial enzyme involved in beta-oxidation of unsaturated fatty acids. It catalyzes the transformation of 3-cis and 3-trans-enoyl-CoA esters arising during the stepwise degradation of cis-, mono-, and polyunsaturated fatty acids to the 2-trans-enoyl-CoA intermediates. Alternatively spliced transcript variants have been described, but their full-length nature has not been determined. [provided by RefSeq]

Other 3,2 trans-enoyl-Coenzyme A isomerase,D3,D2-enoyl-CoA
Designations: isomerase,acetylene-allene isomerase,delta3, delta2-enoyl-CoA
isomerase,dodecenoyl-CoA delta Isomerase,dodecenoyl-Coenzyme A
delta isomerase

Gene Pathway

Fatty acid metabolism

[服務條款](#) | [隱私權政策](#) | [著作及商標](#) | [網站地圖](#)

©2016 亞諾法生技股份有限公司 Abnova Corporation. 版權所有.