



# SZABO SCANDIC

Part of Europa Biosite

## Produktinformation



Forschungsprodukte & Biochemikalien



Zellkultur & Verbrauchsmaterial



Diagnostik & molekulare Diagnostik



Laborgeräte & Service

Weitere Information auf den folgenden Seiten!  
See the following pages for more information!



### Lieferung & Zahlungsart

siehe unsere [Liefer- und Versandbedingungen](#)

### Zuschläge

- Mindermengenzuschlag
- Trockeneiszuschlag
- Gefahrgutzuschlag
- Expressversand

### SZABO-SCANDIC HandelsgmbH

Quellenstraße 110, A-1100 Wien

T. +43(0)1 489 3961-0

F. +43(0)1 489 3961-7

[mail@szabo-scandic.com](mailto:mail@szabo-scandic.com)

[www.szabo-scandic.com](http://www.szabo-scandic.com)

[linkedin.com/company/szaboscandic](https://www.linkedin.com/company/szaboscandic) 



**DCI purified MaxPab rabbit polyclonal antibody (D01P)** MaxPab®

Catalog # : H00001632-D01P

規格 : [ 100 ug ]

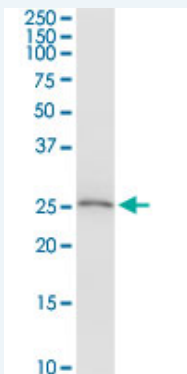
[List All](#)

**Specification**

<b>Product Description:</b>	Rabbit polyclonal antibody raised against a full-length human DCI protein.
<b>Immunogen:</b>	DCI (AAH09631.1, 1 a.a. ~ 243 a.a) full-length human protein.
<b>Sequence:</b>	MKFKNPPVNSLSLEFLTELVISLEKLENDKSFGRGVLTSRPGVFSAGLDL TEMCGRSPAHYAGYWKAVQELWLRLYQSNLVLVSAINGACPAGGCLVA LTCDYRILADNPRYCIGLNETQLGIIAPFWLKDTLENTIGHRAAERALQLGL LFPPAEALQVGIVDQVVPEEQVQSTALSAIAQWMAIPDHARQLTKAMMR KATASRLVTQRDADVQNFVSFISKDSIQKSLQMYLERLKEEKG
<b>Host:</b>	Rabbit
<b>Reactivity:</b>	Human, Mouse
<b>Quality Control Testing:</b>	Antibody reactive against mammalian transfected lysate.
<b>Storage Buffer:</b>	In 1x PBS, pH 7.4
<b>Storage Instruction:</b>	Store at -20°C or lower. Aliquot to avoid repeated freezing and thawing.
<b>MSDS:</b>	 <a href="#">Download</a>
<b>Datasheet:</b>	 <a href="#">Download</a>

**Applications**

**Western Blot (Tissue lysate)**



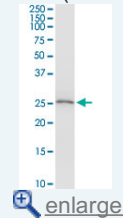
DCI MaxPab rabbit polyclonal antibody. Western Blot analysis of DCI expression in human liver.

 [Protocol Download](#)

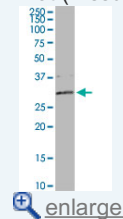
**Western Blot (Tissue lysate)**

**Application Image**

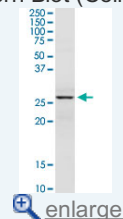
Western Blot (Tissue lysate)



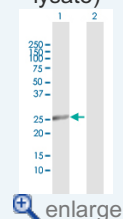
Western Blot (Tissue lysate)

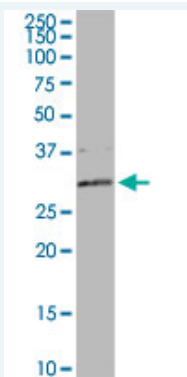


Western Blot (Cell lysate)



Western Blot (Transfected lysate)

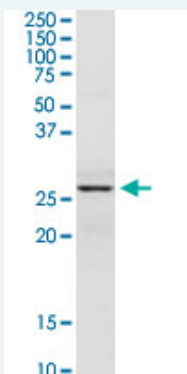




DCI MaxPab rabbit polyclonal antibody. Western Blot analysis of DCI expression in mouse kidney.

[Protocol Download](#)

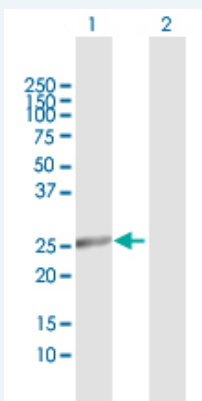
#### Western Blot (Cell lysate)



DCI MaxPab rabbit polyclonal antibody. Western Blot analysis of DCI expression in HeLa.

[Protocol Download](#)

#### Western Blot (Transfected lysate)



Western Blot analysis of DCI expression in transfected 293T cell line ([H00001632-T04](#)) by DCI MaxPab polyclonal antibody.

Lane 1: DCI transfected lysate(27.00 KDa).

Lane 2: Non-transfected lysate.

[Protocol Download](#)

#### Gene Information

Entrez GeneID: [1632](#)

GeneBank [BC009631.1](#)

Accession#:

Protein [AAH09631.1](#)

Accession#:

Gene Name: DCI

**Gene Alias:** -

**Gene Description:** dodecenoyl-Coenzyme A delta isomerase (3,2 trans-enoyl-Coenzyme A isomerase)

**Omim ID:** [600305](#)

**Gene Ontology:** [Hyperlink](#)

**Gene Summary:** This gene encodes a member of the hydratase/isomerase superfamily. The protein encoded is a key mitochondrial enzyme involved in beta-oxidation of unsaturated fatty acids. It catalyzes the transformation of 3-cis and 3-trans-enoyl-CoA esters arising during the stepwise degradation of cis-, mono-, and polyunsaturated fatty acids to the 2-trans-enoyl-CoA intermediates. Alternatively spliced transcript variants have been described, but their full-length nature has not been determined. [provided by RefSeq]

**Other Designations:** 3,2 trans-enoyl-Coenzyme A isomerase,D3,D2-enoyl-CoA isomerase,acetylene-allene isomerase,delta3, delta2-enoyl-CoA isomerase,dodecenoyl-CoA delta isomerase,dodecenoyl-Coenzyme A delta isomerase

#### Gene Pathway

[Fatty acid metabolism](#)

[服務條款](#) | [隱私權政策](#) | [著作及商標](#) | [網站地圖](#)

©2016 亞諾法生技股份有限公司 Abnova Corporation. 版權所有.