



# SZABO SCANDIC

Part of Europa Biosite

## Produktinformation



Forschungsprodukte & Biochemikalien



Zellkultur & Verbrauchsmaterial



Diagnostik & molekulare Diagnostik



Laborgeräte & Service

Weitere Information auf den folgenden Seiten!  
See the following pages for more information!



### Lieferung & Zahlungsart

siehe unsere [Liefer- und Versandbedingungen](#)

### Zuschläge

- Mindermengenzuschlag
- Trockeneiszuschlag
- Gefahrgutzuschlag
- Expressversand

### SZABO-SCANDIC HandelsgmbH

Quellenstraße 110, A-1100 Wien

T. +43(0)1 489 3961-0

F. +43(0)1 489 3961-7

[mail@szabo-scandic.com](mailto:mail@szabo-scandic.com)

[www.szabo-scandic.com](http://www.szabo-scandic.com)

[linkedin.com/company/szaboscandic](https://www.linkedin.com/company/szaboscandic) 

## DCK monoclonal antibody (M02), clone 1E6

Catalog # : H00001633-M02

規格 : [ 100 ug ]

[List All](#)

### Specification

**Product Description:** Mouse monoclonal antibody raised against a partial recombinant DCK.

**Immunogen:** DCK (NP\_000779, 161 a.a. ~ 260 a.a) partial recombinant protein with GST tag. MW of the GST tag alone is 26 KDa.

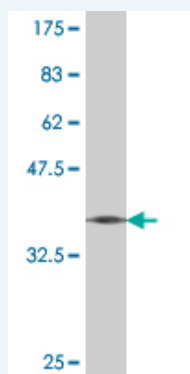
**Sequence:** WMNNQFGQSLELDGIYLQATPETCLHRIYLRGRNEEQGIPLEYLEKLHY KHESWLLHRTLKTNFDYLDQVPIILTDVNEDFKDKYESLVEKVKEFLSTL

**Host:** Mouse

**Reactivity:** Human

**Isotype:** IgG2a Kappa

**Quality Control Testing:** Antibody Reactive Against Recombinant Protein.



Western Blot detection against Immunogen (36.74 KDa) .

**Storage Buffer:** In 1x PBS, pH 7.4

**Storage Instruction:** Store at -20°C or lower. Aliquot to avoid repeated freezing and thawing.

**MSDS:** [Download](#)

**Datasheet:** [Download](#)

### Publication Reference

1. [Laser microdissection and primary cell cultures improve pharmacogenetic analysis in pancreatic adenocarcinoma.](#)  
Funel N, Giovannetti E, Del Chiaro M, Mey V, Pollina LE, Nannizzi S, Boggi U, Ricciardi S, Del Tacca M, Bevilacqua G, Mosca F, Danesi R, Campani D. *Lab Invest.* 2008 Jul;88(7):773-84. Epub 2008 May 19.

### Applications

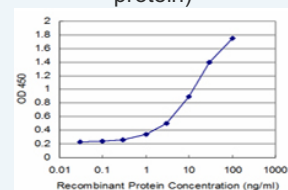
**Western Blot (Recombinant protein)**

[Protocol Download](#)

### Application Image

Western Blot (Recombinant protein)

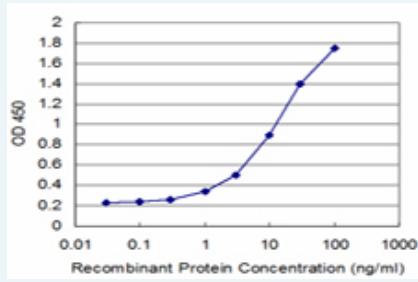
Sandwich ELISA (Recombinant protein)



[enlarge](#)

ELISA

## Sandwich ELISA (Recombinant protein)



Detection limit for recombinant GST tagged DCK is approximately 0.3ng/ml as a capture antibody.

 [Protocol Download](#)

## ELISA

### Gene Information

Entrez GeneID: [1633](#)

GeneBank [NM\\_000788](#)  
Accession#:

Protein [NP\\_000779](#)  
Accession#:

Gene Name: DCK

Gene Alias: MGC117410,MGC138632

Gene Description: deoxycytidine kinase

Omim ID: [125450](#)

Gene Ontology: [Hyperlink](#)

**Gene Summary:** Deoxycytidine kinase (DCK) is required for the phosphorylation of several deoxyribonucleosides and their nucleoside analogs. Deficiency of DCK is associated with resistance to antiviral and anticancer chemotherapeutic agents. Conversely, increased deoxycytidine kinase activity is associated with increased activation of these compounds to cytotoxic nucleoside triphosphate derivatives. DCK is clinically important because of its relationship to drug resistance and sensitivity. [provided by RefSeq]

Other Designations: -

### Gene Pathway

[Purine metabolism](#) [Pyrimidine metabolism](#)

### Related Disease

[Acute Disease](#) [Adenocarcinoma](#) [Breast cancer](#) [Breast Neoplasms](#)  
[Carcinoma, Pancreatic Ductal](#) [Kidney Failure, Chronic](#) [Leukemia, Myeloid](#) [Neoplasms](#)  
[Neutropenia](#) [Pancreatic Neoplasms](#)