



SZABO SCANDIC

Part of Europa Biosite

Produktinformation



Forschungsprodukte & Biochemikalien



Zellkultur & Verbrauchsmaterial



Diagnostik & molekulare Diagnostik



Laborgeräte & Service

Weitere Information auf den folgenden Seiten!
See the following pages for more information!



Lieferung & Zahlungsart

siehe unsere [Liefer- und Versandbedingungen](#)

Zuschläge

- Mindermengenzuschlag
- Trockeneiszuschlag
- Gefahrgutzuschlag
- Expressversand

SZABO-SCANDIC HandelsgmbH

Quellenstraße 110, A-1100 Wien

T. +43(0)1 489 3961-0

F. +43(0)1 489 3961-7

mail@szabo-scandic.com

www.szabo-scandic.com

[linkedin.com/company/szaboscandic](https://www.linkedin.com/company/szaboscandic) 

DCK monoclonal antibody (M04), clone 3E4

Catalog # : H00001633-M04

規格 : [100 ug]

[List All](#)

Specification

Product Description: Mouse monoclonal antibody raised against a partial recombinant DCK.

Immunogen: DCK (NP_000779, 161 a.a. ~ 260 a.a) partial recombinant protein with GST tag. MW of the GST tag alone is 26 KDa.


Sequence: WMNNQFGQSLELDGIYLQATPETCLHRIYLRGRNEEQGIPLEYLEKLHY KHESWLLHRTLKTNFDYLDQVPIITLDVNEDFKDKYESLVEKVKEFLSTL

Host: Mouse

Reactivity: Human

Isotype: IgG2a Kappa

Quality Control Testing: Antibody Reactive Against Recombinant Protein.



Western Blot detection against Immunogen (36.74 KDa) .

Storage Buffer: In 1x PBS, pH 7.4

Storage Instruction: Store at -20°C or lower. Aliquot to avoid repeated freezing and thawing.

MSDS: [Download](#)

Datasheet: [Download](#)

Applications

Western Blot (Recombinant protein)

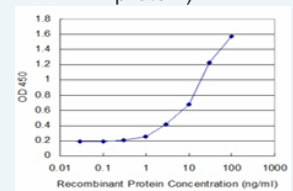
[Protocol Download](#)

Sandwich ELISA (Recombinant protein)

Application Image

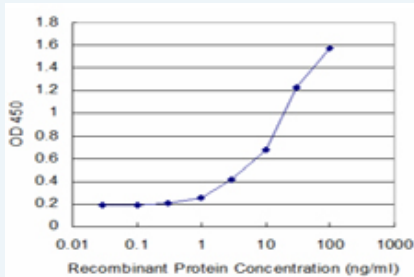
Western Blot (Recombinant protein)

Sandwich ELISA (Recombinant protein)



[enlarge](#)

ELISA



Detection limit for recombinant GST tagged DCK is approximately 1ng/ml as a capture antibody.

 [Protocol Download](#)

ELISA

Gene Information

Entrez GeneID: [1633](#)

GeneBank [NM_000788](#)

Accession#:

Protein [NP_000779](#)

Accession#:

Gene Name: DCK

Gene Alias: MGC117410,MGC138632

Gene Description: deoxycytidine kinase

Omim ID: [125450](#)

Gene Ontology: [Hyperlink](#)

Gene Summary: Deoxycytidine kinase (DCK) is required for the phosphorylation of several deoxyribonucleosides and their nucleoside analogs. Deficiency of DCK is associated with resistance to antiviral and anticancer chemotherapeutic agents. Conversely, increased deoxycytidine kinase activity is associated with increased activation of these compounds to cytotoxic nucleoside triphosphate derivatives. DCK is clinically important because of its relationship to drug resistance and sensitivity. [provided by RefSeq]

Other Designations: -

Gene Pathway

[Purine metabolism](#) [Pyrimidine metabolism](#)

Related Disease

[Acute Disease](#) [Adenocarcinoma](#) [Breast cancer](#) [Breast Neoplasms](#)
[Carcinoma, Pancreatic Ductal](#) [Kidney Failure, Chronic](#) [Leukemia, Myeloid](#) [Neoplasms](#)
[Neutropenia](#) [Pancreatic Neoplasms](#)