



SZABO SCANDIC

Part of Europa Biosite

Produktinformation



Forschungsprodukte & Biochemikalien



Zellkultur & Verbrauchsmaterial



Diagnostik & molekulare Diagnostik



Laborgeräte & Service

Weitere Information auf den folgenden Seiten!
See the following pages for more information!



Lieferung & Zahlungsart

siehe unsere [Liefer- und Versandbedingungen](#)

Zuschläge

- Mindermengenzuschlag
- Trockeneiszuschlag
- Gefahrgutzuschlag
- Expressversand

SZABO-SCANDIC HandelsgmbH

Quellenstraße 110, A-1100 Wien

T. +43(0)1 489 3961-0

F. +43(0)1 489 3961-7

mail@szabo-scandic.com

www.szabo-scandic.com



[linkedin.com/company/szaboscandic](https://www.linkedin.com/company/szaboscandic) 

DCTD MaxPab mouse polyclonal antibody (B01) MaxPab®

Catalog # : H00001635-B01

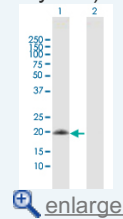
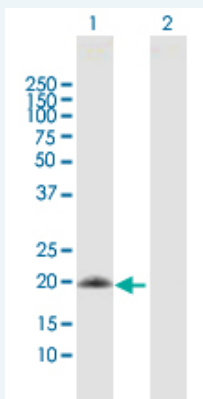
規格 : [50 uL]

[List All](#)
Specification

Product Description:	Mouse polyclonal antibody raised against a full-length human DCTD protein.
Immunogen:	DCTD (NP_001012750.1, 1 a.a. ~ 189 a.a) full-length human protein.
Sequence:	MVGGGQPCGPNMSEVSCCKRDDYLEWPEYFMAVAFLSAQRSKDPNSQ VGACIVNSENKIVGIGYNGMPNGCSDVLPWRRRTAENKLDTKYPYVCHAE LNAIMNKNSTDVKGCSEMYVALFPCNECAKLIQAGIKEVIFMSDKYHDSDEA TAARLLFNMAGVTFRKFIPKCSKVIDFDSINSRPSQKLQ
Host:	Mouse
Reactivity:	Human
Quality Control Testing:	Antibody reactive against mammalian transfected lysate.
Storage Buffer:	No additive
Storage Instruction:	Store at -20°C or lower. Aliquot to avoid repeated freezing and thawing.
Note:	For IHC and IF applications, antibody purification with Protein A will be needed prior to use.
MSDS:	 Download
Datasheet:	 Download

Application Image

Western Blot (Transfected lysate)


Applications
Western Blot (Transfected lysate)


Western Blot analysis of DCTD expression in transfected 293T cell line (H00001635-T01) by DCTD MaxPab polyclonal antibody.

Lane 1: DCTD transfected lysate(20.79 KDa).

Lane 2: Non-transfected lysate.

 [Protocol Download](#)

Gene Information

Entrez GeneID: [1635](#)

GeneBank
Accession#: [NM_001012732.1](#)

Protein
Accession#: [NP_001012750.1](#)

Gene Name: DCTD

Gene Alias: MGC111062

Gene
Description: dCMP deaminase

Omim ID: [607638](#)

Gene Ontology: [Hyperlink](#)

Gene Summary: The protein encoded by this gene catalyzes the deamination of dCMP to dUMP, the nucleotide substrate for thymidylate synthase. The encoded protein is allosterically activated by dCTP and inhibited by dTTP, and is found as a homohexamer. This protein uses zinc as a cofactor for its activity. Two transcript variants encoding different isoforms have been found for this gene. [provided by RefSeq]

Other
Designations: deoxycytidylate deaminase

Gene Pathway

Metabolic pathways [Pyrimidine metabolism](#)

Related Disease

[Adenocarcinoma](#) [Breast cancer](#) [Breast Neoplasms](#) [Carcinoma, Pancreatic Ductal](#)
[Kidney Failure, Chronic](#) [Neutropenia](#) [Pancreatic Neoplasms](#)

[服務條款](#) | [隱私權政策](#) | [著作及商標](#) | [網站地圖](#)

©2016 亞諾法生技股份有限公司 Abnova Corporation. 版權所有.