



SZABO SCANDIC

Part of Europa Biosite

Produktinformation



Forschungsprodukte & Biochemikalien



Zellkultur & Verbrauchsmaterial



Diagnostik & molekulare Diagnostik



Laborgeräte & Service

Weitere Information auf den folgenden Seiten!
See the following pages for more information!



Lieferung & Zahlungsart

siehe unsere [Liefer- und Versandbedingungen](#)

Zuschläge

- Mindermengenzuschlag
- Trockeneiszuschlag
- Gefahrgutzuschlag
- Expressversand

SZABO-SCANDIC HandelsgmbH

Quellenstraße 110, A-1100 Wien

T. +43(0)1 489 3961-0

F. +43(0)1 489 3961-7

mail@szabo-scandic.com

www.szabo-scandic.com

[linkedin.com/company/szaboscandic](https://www.linkedin.com/company/szaboscandic)



DCTD purified MaxPab rabbit polyclonal antibody (D01P) MaxPab®

Catalog # : H00001635-D01P

規格 : [100 ug]

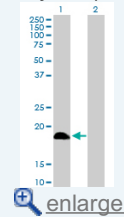
[List All](#)

Specification

Product Description:	Rabbit polyclonal antibody raised against a full-length human DCTD protein.
Immunogen:	DCTD (NP_001012750.1, 1 a.a. ~ 189 a.a) full-length human protein.
Sequence:	MVGGGQPCGPNMSEVSCKKRDDYLEWPEYFMAVAFLSAQRSKDPNSQ VGACIVNSENKIVGIGYNGMPNGCSDVLPWRRRTAENKLDTKYPYVCHAE LNAIMNKNSTDVKGCSMYVALFPCNECAKLIQAGIKEVIFMSDKYHDSDEA TAARLLFNMAGVTFRKFIPKCSKVIDFDSINSRPSQKLQ
Host:	Rabbit
Reactivity:	Human
Quality Control Testing:	Antibody reactive against mammalian transfected lysate.
Storage Buffer:	In 1x PBS, pH 7.4
Storage Instruction:	Store at -20°C or lower. Aliquot to avoid repeated freezing and thawing.
MSDS:	 Download
Datasheet:	 Download

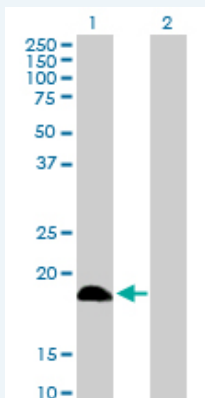
Application Image

Western Blot (Transfected lysate)



Applications

Western Blot (Transfected lysate)



Western Blot analysis of DCTD expression in transfected 293T cell line ([H00001635-T01](#)) by DCTD MaxPab polyclonal antibody.

Lane 1: DCTD transfected lysate(21.00 KDa).
Lane 2: Non-transfected lysate.

 [Protocol Download](#)

Gene Information

Entrez GeneID: [1635](#)

GeneBank Accession#: [NM_001012732.1](#)

Protein Accession#: [NP_001012750.1](#)

Gene Name: DCTD

Gene Alias: MGC111062

Gene Description: dCMP deaminase

Omim ID: [607638](#)

Gene Ontology: [Hyperlink](#)

Gene Summary: The protein encoded by this gene catalyzes the deamination of dCMP to dUMP, the nucleotide substrate for thymidylate synthase. The encoded protein is allosterically activated by dCTP and inhibited by dTTP, and is found as a homohexamer. This protein uses zinc as a cofactor for its activity. Two transcript variants encoding different isoforms have been found for this gene. [provided by RefSeq]

Other Designations: deoxycytidylate deaminase

Gene Pathway

[Metabolic pathways](#) [Pyrimidine metabolism](#)

Related Disease

[Adenocarcinoma](#) [Breast cancer](#) [Breast Neoplasms](#) [Carcinoma, Pancreatic Ductal](#) [Kidney Failure, Chronic](#) [Neutropenia](#) [Pancreatic Neoplasms](#)