



SZABO SCANDIC

Part of Europa Biosite

Produktinformation



Forschungsprodukte & Biochemikalien



Zellkultur & Verbrauchsmaterial



Diagnostik & molekulare Diagnostik



Laborgeräte & Service

Weitere Information auf den folgenden Seiten!
See the following pages for more information!



Lieferung & Zahlungsart

siehe unsere [Liefer- und Versandbedingungen](#)

Zuschläge

- Mindermengenzuschlag
- Trockeneiszuschlag
- Gefahrgutzuschlag
- Expressversand

SZABO-SCANDIC HandelsgmbH

Quellenstraße 110, A-1100 Wien

T. +43(0)1 489 3961-0

F. +43(0)1 489 3961-7

mail@szabo-scandic.com

www.szabo-scandic.com

[linkedin.com/company/szaboscandic](https://www.linkedin.com/company/szaboscandic) 

DCTN1 monoclonal antibody (M01), clone 1E12

Catalog # : H00001639-M01

規格 : [100 ug]

[List All](#)

Specification

Product Description: Mouse monoclonal antibody raised against a full length recombinant DCTN1.

Immunogen: DCTN1 (AAH06163, 1 a.a. ~ 198 a.a) full-length recombinant protein with GST tag. MW of the GST tag alone is 26 KDa.

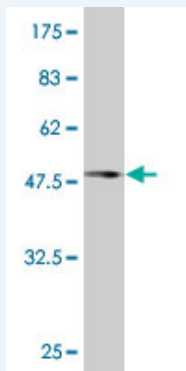
Sequence: MPGPGLVKDSPLLLQQISAMRLHISQLQHENSILKGAQMKASLASLPPLH VAKLSHEGPGSELPAAGALYRKTSQLLETLNQLSTHTHVVDITRTSPAAKS PSAQLMEQVAQLKSLSDTVEKLDKDEVLKETVSRPGATVPTDFATFPSS AFLRAKEEQDDTVYMGKVTFSCAAGFGQRHRLVLTQEQLHQLHSRLI S

Host: Mouse

Reactivity: Human

Isotype: IgG1 Lambda

Quality Control Testing: Antibody Reactive Against Recombinant Protein.



Western Blot detection against Immunogen (47.52 KDa) .

Storage Buffer: In 1x PBS, pH 7.4

Storage Instruction: Store at -20°C or lower. Aliquot to avoid repeated freezing and thawing.

MSDS: [Download](#)

Datasheet: [Download](#)

Applications

Western Blot (Recombinant protein)

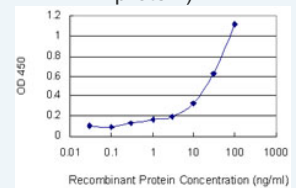
[Protocol Download](#)

Sandwich ELISA (Recombinant protein)

Application Image

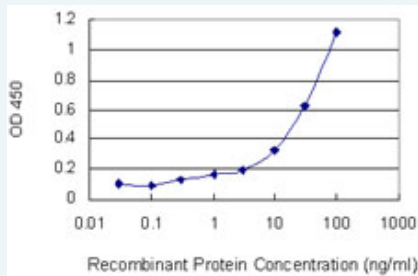
Western Blot (Recombinant protein)

Sandwich ELISA (Recombinant protein)



[enlarge](#)

ELISA



Detection limit for recombinant GST tagged DCTN1 is 0.1 ng/ml as a capture antibody.

 [Protocol Download](#)

ELISA

Gene Information

Entrez GeneID: [1639](#)

GeneBank [BC006163](#)

Accession#:

Protein [AAH06163](#)

Accession#:

Gene Name: DCTN1

Gene Alias: DAP-150,DP-150,HMN7B,P135

Gene Description: dynactin 1 (p150, glued homolog, Drosophila)

Omim ID: [105400](#), [601143](#), [607641](#)

Gene Ontology: [Hyperlink](#)

Gene Summary: This gene encodes the largest subunit of dynactin, a macromolecular complex consisting of 10 subunits ranging in size from 22 to 150 kD. Dynactin binds to both microtubules and cytoplasmic dynein. Dynactin is involved in a diverse array of cellular functions, including ER-to-Golgi transport, the centripetal movement of lysosomes and endosomes, spindle formation, chromosome movement, nuclear positioning, and axonogenesis. This subunit interacts with dynein intermediate chain by its domains directly binding to dynein and binds to microtubules via a highly conserved glycine-rich cytoskeleton-associated protein (CAP-Gly) domain in its N-terminus. Alternative splicing of this gene results in multiple transcript variants encoding distinct isoforms. Mutations in this gene cause distal hereditary motor neuropathy type VII (HMN7B) which is also known as distal spinal and bulbar muscular atrophy (dSBMA). [provided by RefSeq]

Other Designations: 150 kDa dynein-associated polypeptide, dynactin 1, p150, Glued homolog, p150-glued

Gene Pathway

[Huntington's disease](#)

Related Disease

[Amyotrophic Lateral Sclerosis](#) [Amyotrophic lateral sclerosis](#) [Dementia](#)

[Genetic Predisposition to Disease](#) [Multiple Sclerosis](#)

[Multiple Sclerosis](#). [Chronic Progressive Multiple Sclerosis](#). [Relapsing-Remitting](#)

[Parkinson Disease](#) [Parkinson disease](#)

