



SZABO SCANDIC

Part of Europa Biosite

Produktinformation



Forschungsprodukte & Biochemikalien



Zellkultur & Verbrauchsmaterial



Diagnostik & molekulare Diagnostik



Laborgeräte & Service

Weitere Information auf den folgenden Seiten!
See the following pages for more information!



Lieferung & Zahlungsart

siehe unsere [Liefer- und Versandbedingungen](#)

Zuschläge

- Mindermengenzuschlag
- Trockeneiszuschlag
- Gefahrgutzuschlag
- Expressversand

SZABO-SCANDIC HandelsgmbH

Quellenstraße 110, A-1100 Wien

T. +43(0)1 489 3961-0

F. +43(0)1 489 3961-7

mail@szabo-scandic.com

www.szabo-scandic.com

[linkedin.com/company/szaboscandic](https://www.linkedin.com/company/szaboscandic) 

AKR1C1 monoclonal antibody (M01), clone 1B3

Catalog # : H00001645-M01

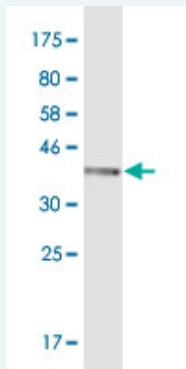
規格 : [100 ug]

[List All](#)

Specification

Product Description:	Mouse monoclonal antibody raised against a partial recombinant AKR1C1.
Immunogen:	AKR1C1 (AAH20216, 1 a.a. ~ 110 a.a) partial recombinant protein with GST tag. MW of the GST tag alone is 26 KDa.
Sequence:	MDSKYQCVKLNDGHPVLFVGFYAPAEVPSKALEATKLAIEAGFRHID SAHLYNNEEQVGLAIRSKIADGSKREDIFYTSLKWCNSHRPELVRPALER SLKNLQLDY
Host:	Mouse
Reactivity:	Human
Isotype:	IgG2a Kappa

Quality Control Testing: Antibody Reactive Against Recombinant Protein.



Western Blot detection against Immunogen (37.84 KDa) .

Storage Buffer: In 1x PBS, pH 7.4

Storage Instruction: Store at -20°C or lower. Aliquot to avoid repeated freezing and thawing.

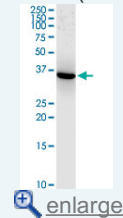
Datasheet: [Download](#)

Applications

Western Blot (Cell lysate)

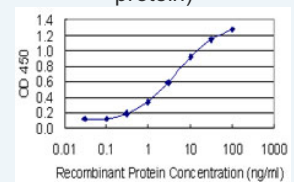
Application Image

Western Blot (Cell lysate)



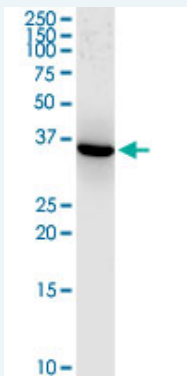
Western Blot (Recombinant protein)

Sandwich ELISA (Recombinant protein)



[enlarge](#)

ELISA



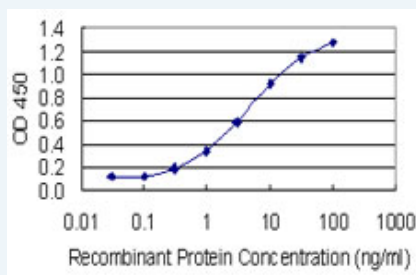
AKR1C1 monoclonal antibody (M01), clone 1B3. Western Blot analysis of AKR1C1 expression in HeLa.

[Protocol Download](#)

Western Blot (Recombinant protein)

[Protocol Download](#)

Sandwich ELISA (Recombinant protein)



Detection limit for recombinant GST tagged AKR1C1 is 0.1 ng/ml as a capture antibody.

[Protocol Download](#)

ELISA

Gene Information

Entrez GeneID: [1645](#)

GeneBank [BC020216](#)

Accession#:

Protein [AAH20216](#)

Accession#:

Gene Name: AKR1C1

Gene Alias: 2-ALPHA-HSD,20-ALPHA-HSD,C9,DD1,DDH,DDH1,H-37,HAKRC,MBAB,MGC8954

Gene Description: aldo-keto reductase family 1, member C1 (dihydrodiol dehydrogenase 1; 20-alpha (3-alpha)-hydroxysteroid dehydrogenase)

Omim ID: [600449](#)

Gene Ontology: [Hyperlink](#)

Gene Summary: This gene encodes a member of the aldo/keto reductase superfamily, which consists of more than 40 known enzymes and proteins. These enzymes catalyze the conversion of aldehydes and ketones to their corresponding alcohols by utilizing NADH and/or NADPH as cofactors. The enzymes display overlapping but distinct substrate specificity. This enzyme catalyzes the reaction of progesterone to the inactive form 20-alpha-hydroxy-progesterone. This gene shares high sequence identity with three other gene members and is clustered with those three genes at chromosome 10p15-p14. [provided by RefSeq]

Other 20 alpha-hydroxysteroid dehydrogenase,OTTHUMP00000018992,aldo-
Designations: keto reductase C,aldo-keto reductase family 1, member C1,chlordecone
reductase homolog,dihydrodiol dehydrogenase 1,dihydrodiol
dehydrogenase isoform DD1,hepatic dihydrodiol dehydrogenase,trans-

Gene Pathway

[Metabolism of xenobiotics by cytochrome P450](#)

Related Disease

[Alzheimer Disease](#) [Breast Neoplasms](#) [Genetic Predisposition to Disease](#) [Lung Neoplasms](#)
[Lymphoma, Non-Hodgkin](#)

[服務條款](#) | [隱私權政策](#) | [著作及商標](#) | [網站地圖](#)

©2016 亞諾法生技股份有限公司 Abnova Corporation. 版權所有.