



SZABO SCANDIC

Part of Europa Biosite

Produktinformation



Forschungsprodukte & Biochemikalien



Zellkultur & Verbrauchsmaterial



Diagnostik & molekulare Diagnostik



Laborgeräte & Service

Weitere Information auf den folgenden Seiten!
See the following pages for more information!



Lieferung & Zahlungsart

siehe unsere [Liefer- und Versandbedingungen](#)

Zuschläge

- Mindermengenzuschlag
- Trockeneiszuschlag
- Gefahrgutzuschlag
- Expressversand

SZABO-SCANDIC HandelsgmbH

Quellenstraße 110, A-1100 Wien

T. +43(0)1 489 3961-0

F. +43(0)1 489 3961-7

mail@szabo-scandic.com

www.szabo-scandic.com

[linkedin.com/company/szaboscandic](https://www.linkedin.com/company/szaboscandic) 

DDIT3 monoclonal antibody (M01), clone 2G3

Catalog # : H00001649-M01

規格 : [100 ug]

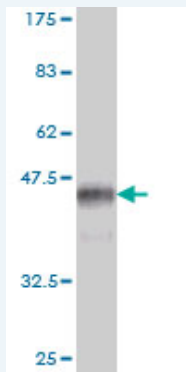
List All

Specification

| | |
|-----------------------------|--|
| Product Description: | Mouse monoclonal antibody raised against a partial recombinant DDIT3. |
| Immunogen: | DDIT3 (AAH03637, 1 a.a. ~ 90 a.a) partial recombinant protein with GST tag. MW of the GST tag alone is 26 KDa. |
| Sequence: | MAAESLPFSFGTLSSWELEAWYEDLQEVLSSENGGTYVSPPGNEEEE SKIFTTLDPASLAWL TEEPEPAEVTSTSQSPHSPDSSQSSL |
| Host: | Mouse |
| Reactivity: | Human |
| Isotype: | IgG1 Kappa |

Quality Control Antibody Reactive Against Recombinant Protein.

Testing:



Western Blot detection against Immunogen (35.53 KDa) .

Storage Buffer: In 1x PBS, pH 7.4

Storage Instruction: Store at -20°C or lower. Aliquot to avoid repeated freezing and thawing.

MSDS: [Download](#)

Datasheet: [Download](#)

Publication Reference

1. Loss of UDP-N-acetylglucosamine 2-epimerase/ N-acetylmannosamine kinase (GNE) induces apoptotic processes in pancreatic carcinoma cells.
Kemmner W, Kessel P, Sanchez-Ruderisch H, Moller H, Hinderlich S, Schlag PM, Detjen K. FASEB J. 2011 Nov 2.

Applications

Western Blot (Recombinant protein)

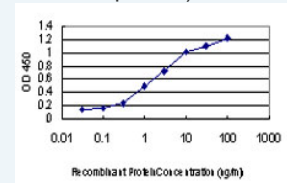
[Protocol Download](#)

Sandwich ELISA (Recombinant protein)

Application Image

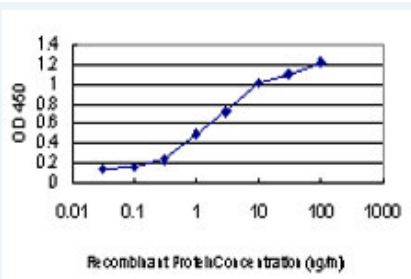
Western Blot (Recombinant protein)

Sandwich ELISA (Recombinant protein)



[enlarge](#)

ELISA



Detection limit for recombinant GST tagged DDIT3 is approximately 0.03ng/ml as a capture antibody.

 [Protocol Download](#)

ELISA

Gene Information

Entrez GeneID: [1649](#)

GeneBank [BC003637](#)

Accession#:

Protein [AAH03637](#)

Accession#:

Gene Name: DDIT3

Gene Alias: CEBPZ,CHOP,CHOP10,GADD153,MGC4154

Gene Description: DNA-damage-inducible transcript 3

Omim ID: [126337](#)

Gene Ontology: [Hyperlink](#)

Other Designations: C/EBP homologous protein,C/EBP zeta,CCAAT/enhancer-binding protein homologous protein,growth arrest- and DNA damage-inducible

Gene Pathway

[MAPK signaling pathway](#)

Related Disease

[Alzheimer Disease](#) [Alzheimer disease](#) [Cognition](#) [Diabetes Mellitus, Type 2](#)
[Genetic Predisposition to Disease](#) [Kidney Failure, Chronic](#)