



SZABO SCANDIC

Part of Europa Biosite

Produktinformation



Forschungsprodukte & Biochemikalien



Zellkultur & Verbrauchsmaterial



Diagnostik & molekulare Diagnostik



Laborgeräte & Service

Weitere Information auf den folgenden Seiten!
See the following pages for more information!



Lieferung & Zahlungsart

siehe unsere [Liefer- und Versandbedingungen](#)

Zuschläge

- Mindermengenzuschlag
- Trockeneiszuschlag
- Gefahrgutzuschlag
- Expressversand

SZABO-SCANDIC HandelsgmbH

Quellenstraße 110, A-1100 Wien

T. +43(0)1 489 3961-0

F. +43(0)1 489 3961-7

mail@szabo-scandic.com

www.szabo-scandic.com

[linkedin.com/company/szaboscandic](https://www.linkedin.com/company/szaboscandic) 

DDX1 polyclonal antibody (A01)

Catalog # : H00001653-A01

規格 : [50 uL]

[List All](#)

Specification

Product Description: Mouse polyclonal antibody raised against a partial recombinant DDX1.

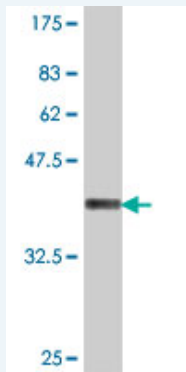
Immunogen: DDX1 (NP_004930, 642 a.a. ~ 740 a.a) partial recombinant protein with GST tag.

Sequence: RLKEDGGCTIWYNEMQLLSEIEEHLNCTISQVEPDIKVPVDEFDGVKVTYG
QKRAAGGGSYKGHVDILAPTVQELAALEKEAQT SFLHLGYLPNQLFRTF

Host: Mouse

Reactivity: Human

Quality Control Testing: Antibody Reactive Against Recombinant Protein.



Western Blot detection against Immunogen (37 KDa) .

Storage Buffer: 50 % glycerol

Storage Instruction: Store at -20°C or lower. Aliquot to avoid repeated freezing and thawing.

MSDS: [Download](#)

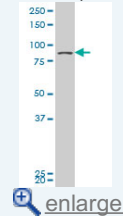
Datasheet: [Download](#)

Applications

Western Blot (Cell lysate)

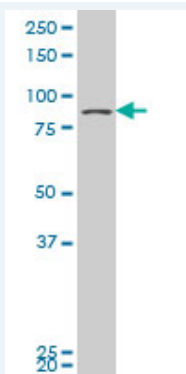
Application Image

Western Blot (Cell lysate)



Western Blot (Recombinant protein)

ELISA



DDX1 polyclonal antibody (A01), Lot # 060109JC01 Western Blot analysis of DDX1 expression in U-2 OS (Cat # L022V1).

 [Protocol Download](#)

Western Blot (Recombinant protein)

 [Protocol Download](#)

ELISA

Gene Information

Entrez GeneID: [1653](#)

GeneBank [NM_004939](#)

Accession#:

Protein [NP_004930](#)

Accession#:

Gene Name: DDX1

Gene Alias: DBP-RB,UKVH5d

Gene DEAD (Asp-Glu-Ala-Asp) box polypeptide 1

Description:

Omim ID: [601257](#)

Gene Ontology: [Hyperlink](#)

Gene Summary: DEAD box proteins, characterized by the conserved motif Asp-Glu-Ala-Asp (DEAD), are putative RNA helicases. They are implicated in a number of cellular processes involving alteration of RNA secondary structure such as translation initiation, nuclear and mitochondrial splicing, and ribosome and spliceosome assembly. Based on their distribution patterns, some members of this family are believed to be involved in embryogenesis, spermatogenesis, and cellular growth and division. This gene encodes a DEAD box protein of unknown function. It shows high transcription levels in 2 retinoblastoma cell lines and in tissues of neuroectodermal origin. [provided by RefSeq]

Other Designations: DEAD box polypeptide 1,DEAD box-1,DEAD/H (Asp-Glu-Ala-Asp/His) box polypeptide 1,OTTHUMP00000115711

Related Disease

[Celiac Disease Genetic Predisposition to Disease](#)