



# SZABO SCANDIC

Part of Europa Biosite

## Produktinformation



Forschungsprodukte & Biochemikalien



Zellkultur & Verbrauchsmaterial



Diagnostik & molekulare Diagnostik



Laborgeräte & Service

Weitere Information auf den folgenden Seiten!  
See the following pages for more information!



### Lieferung & Zahlungsart

siehe unsere [Liefer- und Versandbedingungen](#)

### Zuschläge

- Mindermengenzuschlag
- Trockeneiszuschlag
- Gefahrgutzuschlag
- Expressversand

### SZABO-SCANDIC HandelsgmbH

Quellenstraße 110, A-1100 Wien

T. +43(0)1 489 3961-0

F. +43(0)1 489 3961-7

[mail@szabo-scandic.com](mailto:mail@szabo-scandic.com)

[www.szabo-scandic.com](http://www.szabo-scandic.com)

[linkedin.com/company/szaboscandic](https://www.linkedin.com/company/szaboscandic) 

# DDX6 purified MaxPab rabbit polyclonal antibody (D01P) MaxPab®

Catalog # : H00001656-D01P

規格 : [ 100 ug ]

[List All](#)

## Specification

**Product Description:** Rabbit polyclonal antibody raised against a full-length human DDX6 protein.

**Immunogen:** DDX6 (NP\_004388.1, 1 a.a. ~ 472 a.a) full-length human protein.

**Sequence:**  
 MGLSSQNGQLRGPVKPTGGPGGGGTQTQQQMNQLKNTNTINNGTQQ  
 QAQSMTTTIKPGDDWKKTLKLPKDLRIKTSVSTKGNFEDYCLKRE  
 LLMGIFEMGWKPSPIQEESIPIALSGRDILARAKNGTGKSGAYLIPLLERL  
 DLKKNQAMVIVPTRELALQVSQICIQVSKHMGGAKVMATTGGTNLRDDI  
 MRLDDTVHVVIATPGRILDLIKGVAKVDHVQMMLDEADKLLSQDFVQIM  
 EDIILTPKNRQILLYSATFPLSVQKFMNSHLQKPYEINLMEELTLKGVYQY  
 YAYVTERQKVHCLNTLFSRLQINQSIIFCNSSQRVELLAKKISQLGYSCFYI  
 HAKMRQEHRNRVHDFRNLGLCRNLVCTDLFTRGIDIQAVNVVINFDFPKL  
 AETYLHRIGRSGRFGHLGLAINLITYDDRFNLKSIEEQLGTEIKPIPSNIDKS  
 LYVAEYHSEPVDEKPK

**Host:** Rabbit

**Reactivity:** Human, Mouse

**Quality Control Testing:** Antibody reactive against mammalian transfected lysate.

**Storage Buffer:** In 1x PBS, pH 7.4


**Storage Instruction:** Store at -20°C or lower. Aliquot to avoid repeated freezing and thawing.

**MSDS:** [Download](#)

**Datasheet:** [Download](#)

## Applications

### Western Blot (Tissue lysate)



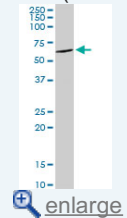
DDX6 MaxPab rabbit polyclonal antibody. Western Blot analysis of DDX6 expression in human liver.

[Protocol Download](#)

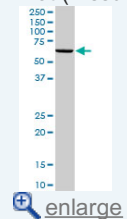
### Western Blot (Tissue lysate)

## Application Image


### Western Blot (Tissue lysate)



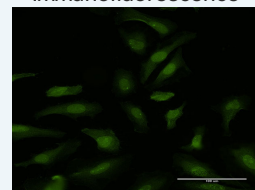
### Western Blot (Tissue lysate)

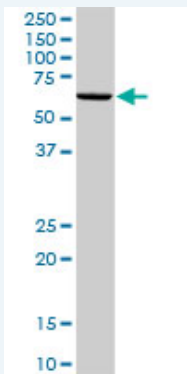


### Western Blot (Transfected lysate)



### Immunofluorescence

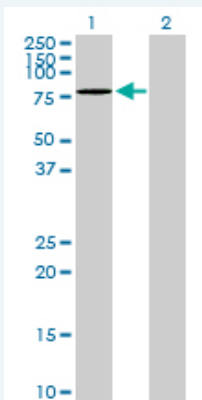




DDX6 MaxPab rabbit polyclonal antibody. Western Blot analysis of DDX6 expression in mouse testis.

[Protocol Download](#)

#### Western Blot (Transfected lysate)

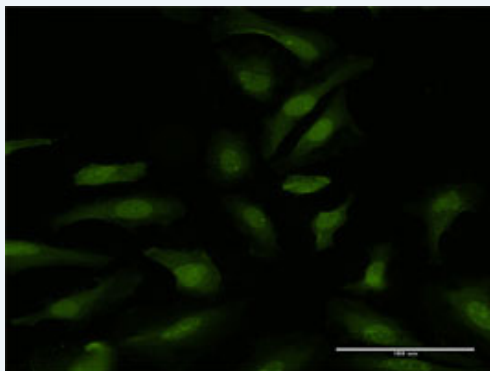


Western Blot analysis of DDX6 expression in transfected 293T cell line by DDX6 MaxPab rabbit polyclonal antibody.

Lane 1: DDX6 transfected lysate(53.20 kDa).  
Lane 2: Non-transfected lysate.

[Protocol Download](#)

#### Immunofluorescence



[enlarge this image](#)

Immunofluorescence of purified MaxPab antibody to DDX6 on HeLa cell. [antibody concentration 10 ug/ml]

[Protocol Download](#)

#### Gene Information

Entrez GeneID: [1656](#)

GeneBank [NM\\_004397](#)  
Accession#:

Protein [NP\\_004388.1](#)  
Accession#:

Gene Name: DDX6

**Gene Alias:** FLJ36338,HLR2,P54,RCK

**Gene Description:** DEAD (Asp-Glu-Ala-Asp) box polypeptide 6

**Omim ID:** [600326](#)

**Gene Ontology:** [Hyperlink](#)

**Gene Summary:** This gene encodes a member of the DEAD box protein family. The protein is an RNA helicase found in P-bodies and stress granules, and functions in translation suppression and mRNA degradation. It is required for microRNA-induced gene silencing. [provided by RefSeq]

**Other Designations:** DEAD box-6,DEAD/H (Asp-Glu-Ala-Asp/His) box polypeptide 6 (RNA helicase, 54kD)

#### **Gene Pathway**

[RNA degradation](#)

[服務條款](#) | [隱私權政策](#) | [著作及商標](#) | [網站地圖](#)

©2016 亞諾法生技股份有限公司 Abnova Corporation. 版權所有.