



SZABO SCANDIC

Part of Europa Biosite

Produktinformation



Forschungsprodukte & Biochemikalien



Zellkultur & Verbrauchsmaterial



Diagnostik & molekulare Diagnostik



Laborgeräte & Service

Weitere Information auf den folgenden Seiten!
See the following pages for more information!



Lieferung & Zahlungsart

siehe unsere [Liefer- und Versandbedingungen](#)

Zuschläge

- Mindermengenzuschlag
- Trockeneiszuschlag
- Gefahrgutzuschlag
- Expressversand

SZABO-SCANDIC HandelsgmbH

Quellenstraße 110, A-1100 Wien

T. +43(0)1 489 3961-0

F. +43(0)1 489 3961-7

mail@szabo-scandic.com

www.szabo-scandic.com

[linkedin.com/company/szaboscandic](https://www.linkedin.com/company/szaboscandic) 

DHX8 monoclonal antibody (M07), clone 1D6

Catalog # : H00001659-M07

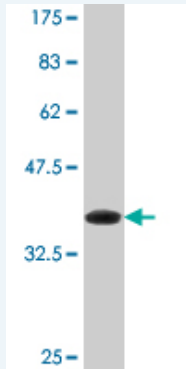
規格 : [100 ug]

[List All](#)

Specification

| | |
|-----------------------------|---|
| Product Description: | Mouse monoclonal antibody raised against a partial recombinant DHX8. |
| Immunogen: | DHX8 (NP_004932, 301 a.a. ~ 400 a.a) partial recombinant protein with GST tag. MW of the GST tag alone is 26 KDa. |
| Sequence: | RREGRVANVADVWSKGRVKVKVLSFTGKTSLSMKDVDQETGEDLNP NRRRNLVGETNEETSMRNPDRPTLHLSVSAPEVEDDSLKERKRLTRISDP EKW |
| Host: | Mouse |
| Reactivity: | Human |
| Isotype: | IgG1 Kappa |

Quality Control Testing: Antibody Reactive Against Recombinant Protein.



Western Blot detection against Immunogen (36.74 KDa) .

Storage Buffer: In 1x PBS, pH 7.4

Storage Instruction: Store at -20°C or lower. Aliquot to avoid repeated freezing and thawing.

MSDS: [Download](#)

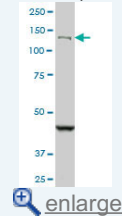
Datasheet: [Download](#)

Applications

Western Blot (Cell lysate)

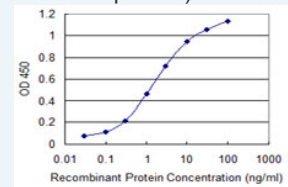
Application Image

Western Blot (Cell lysate)

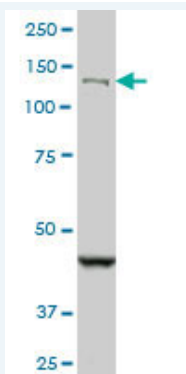


Western Blot (Recombinant protein)

Sandwich ELISA (Recombinant protein)



ELISA



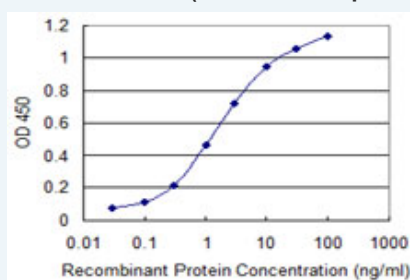
DHX8 monoclonal antibody (M07), clone 1D6. Western Blot analysis of DHX8 expression in Jurkat (Cat # L017V1).

[Protocol Download](#)

Western Blot (Recombinant protein)

[Protocol Download](#)

Sandwich ELISA (Recombinant protein)



Detection limit for recombinant GST tagged DHX8 is 0.03 ng/ml as a capture antibody.

[Protocol Download](#)

ELISA

Gene Information

Entrez GeneID: [1659](#)

GeneBank [NM_004941](#)

Accession#:

Protein [NP_004932](#)

Accession#:

Gene Name: DHX8

Gene Alias: DDX8,HRH1,PRP22,PRPF22

Gene Description: DEAH (Asp-Glu-Ala-His) box polypeptide 8

Omim ID: [600396](#)

Gene Ontology: [Hyperlink](#)

Gene Summary: DEAD box proteins, characterized by the conserved motif Asp-Glu-Ala-Asp (DEAD), are putative RNA helicases. They are implicated in a number of cellular processes involving alteration of RNA secondary structure such as translation initiation, nuclear and mitochondrial splicing, and ribosome and spliceosome assembly. Based on their distribution patterns, some members of this family are believed to be involved in embryogenesis, spermatogenesis, and cellular growth and division. This gene encodes a DEAD box protein, which is highly homologous to yeast Prp22. This protein facilitates nuclear export of spliced mRNA by releasing the RNA from the spliceosome. [provided by

RefSeq

Other DEAD/H (Asp-Glu-Ala-Asp/His) box polypeptide 8 (RNA helicase),DEAH-
Designations: box protein 8

[服務條款](#) | [隱私權政策](#) | [著作及商標](#) | [網站地圖](#)

©2016 亞諾法生技股份有限公司 Abnova Corporation. 版權所有.