



SZABO SCANDIC

Part of Europa Biosite

Produktinformation



Forschungsprodukte & Biochemikalien



Zellkultur & Verbrauchsmaterial



Diagnostik & molekulare Diagnostik



Laborgeräte & Service

Weitere Information auf den folgenden Seiten!
See the following pages for more information!



Lieferung & Zahlungsart

siehe unsere [Liefer- und Versandbedingungen](#)

Zuschläge

- Mindermengenzuschlag
- Trockeneiszuschlag
- Gefahrgutzuschlag
- Expressversand

SZABO-SCANDIC HandelsgmbH

Quellenstraße 110, A-1100 Wien

T. +43(0)1 489 3961-0

F. +43(0)1 489 3961-7

mail@szabo-scandic.com

www.szabo-scandic.com

[linkedin.com/company/szaboscandic](https://www.linkedin.com/company/szaboscandic) 

DEFA5 purified MaxPab rabbit polyclonal antibody (D01P) MaxPab®

Catalog # : H00001670-D01P

規格 : [100 ug]

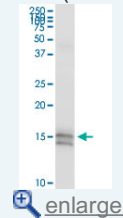
[List All](#)

Specification


Product Description:	Rabbit polyclonal antibody raised against a full-length human DEFA5 protein.
Immunogen:	DEFA5 (NP_066290.1, 1 a.a. ~ 94 a.a) full-length human protein.
Sequence:	MRTIALAAILLVALQAQAESLQERADEATTQKQSGEDNQDLAISFAGNGL SALRTSGSQARATCYCRTGRCATRESLSGVCEISGRLYRLCCR
Host:	Rabbit
Reactivity:	Human
Quality Control Testing:	Antibody reactive against mammalian transfected lysate.
Storage Buffer:	In 1x PBS, pH 7.4
Storage Instruction:	Store at -20°C or lower. Aliquot to avoid repeated freezing and thawing.
MSDS:	Download
Datasheet:	Download

Application Image

Western Blot (Tissue lysate)

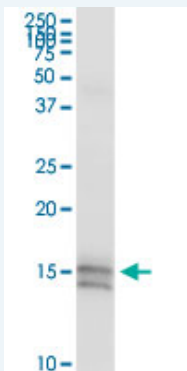


Western Blot (Transfected lysate)



Applications

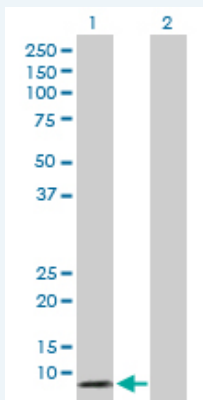
Western Blot (Tissue lysate)



DEFA5 MaxPab rabbit polyclonal antibody. Western Blot analysis of DEFA5 expression in human colon.

[Protocol Download](#)

Western Blot (Transfected lysate)



Western Blot analysis of DEFA5 expression in transfected 293T cell line ([H00001670-T02](#)) by DEFA5 MaxPab polyclonal antibody.

Lane 1: DEFA5 transfected lysate(10.10 KDa).
Lane 2: Non-transfected lysate.

 [Protocol Download](#)

Gene Information

Entrez GeneID: [1670](#)

GeneBank Accession#: [NM_021010.1](#)

Protein Accession#: [NP_066290.1](#)

Gene Name: DEFA5

Gene Alias: DEF5,HD-5,MGC129728

Gene Description: defensin, alpha 5, Paneth cell-specific

Omim ID: [600472](#)

Gene Ontology: [Hyperlink](#)

Gene Summary: Defensins are a family of microbicidal and cytotoxic peptides thought to be involved in host defense. They are abundant in the granules of neutrophils and also found in the epithelia of mucosal surfaces such as those of the intestine, respiratory tract, urinary tract, and vagina. Members of the defensin family are highly similar in protein sequence and distinguished by a conserved cysteine motif. Several of the alpha defensin genes appear to be clustered on chromosome 8. The protein encoded by this gene, defensin, alpha 5, is highly expressed in the secretory granules of Paneth cells of the ileum. [provided by RefSeq]

Other Designations: defensin 5, defensin, alpha 5, defensin, alpha 5, preproprotein

Related Disease

[Birth Weight Chorioamnionitis](#) [Colitis](#), [Ulcerative Crohn Disease](#) [Crohn's disease](#) [Dermatitis](#), [Atopic Fetal Membranes](#), [Premature Rupture Genetic Predisposition to Disease](#) [Glioblastoma](#) [Glioma](#) [HIV Infections](#) [Inflammatory Bowel Diseases](#) [Leukemia](#) [Leukemia](#), [Myeloid](#), [Acute Meningeal Neoplasms](#) [Meningioma](#) [Obstetric Labor](#), [Premature Pre-Eclampsia](#) [Premature Birth](#)

