



# SZABO SCANDIC

Part of Europa Biosite

## Produktinformation



Forschungsprodukte & Biochemikalien



Zellkultur & Verbrauchsmaterial



Diagnostik & molekulare Diagnostik



Laborgeräte & Service

Weitere Information auf den folgenden Seiten!  
See the following pages for more information!



### Lieferung & Zahlungsart

siehe unsere [Liefer- und Versandbedingungen](#)

### Zuschläge

- Mindermengenzuschlag
- Trockeneiszuschlag
- Gefahrgutzuschlag
- Expressversand

### SZABO-SCANDIC HandelsgmbH

Quellenstraße 110, A-1100 Wien

T. +43(0)1 489 3961-0

F. +43(0)1 489 3961-7

[mail@szabo-scandic.com](mailto:mail@szabo-scandic.com)

[www.szabo-scandic.com](http://www.szabo-scandic.com)

[linkedin.com/company/szaboscandic](https://www.linkedin.com/company/szaboscandic) 



## DEFA6 purified MaxPab rabbit polyclonal antibody (D01P) MaxPab®

Catalog # : H00001671-D01P

規格 : [ 100 ug ]


[List All](#)

### Specification

<b>Product Description:</b>	Rabbit polyclonal antibody raised against a full-length human DEFA6 protein.
<b>Immunogen:</b>	DEFA6 (NP_001917.1, 1 a.a. ~ 100 a.a) full-length human protein.
<b>Sequence:</b>	MRTLILTAVLLVALQAKAEPLQAEDDPLQAKAYEADAQEQRGANDQDF AVSFAEDASSLRALGSTRAFTCHCRRSCYSTEYSYGTCTVMGINHRFC CL
<b>Host:</b>	Rabbit
<b>Reactivity:</b>	Human
<b>Quality Control Testing:</b>	Antibody reactive against mammalian transfected lysate.
<b>Storage Buffer:</b>	In 1x PBS, pH 7.4
<b>Storage Instruction:</b>	Store at -20°C or lower. Aliquot to avoid repeated freezing and thawing.
<b>MSDS:</b>	 <a href="#">Download</a>
<b>Datasheet:</b>	 <a href="#">Download</a>

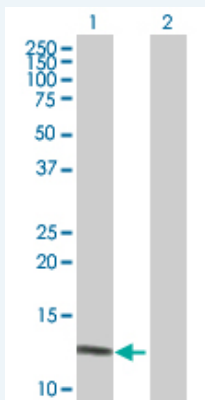
### Application Image

Western Blot (Transfected lysate)



### Applications

#### Western Blot (Transfected lysate)



Western Blot analysis of DEFA6 expression in transfected 293T cell line ([H00001671-T01](#)) by DEFA6 MaxPab polyclonal antibody.

Lane 1: DEFA6 transfected lysate(11.00 KDa).  
Lane 2: Non-transfected lysate.

 [Protocol Download](#)

### Gene Information

Entrez GeneID: [1671](#)

**GeneBank** [NM\\_001926.2](#)  
**Accession#:**

**Protein** [NP\\_001917.1](#)  
**Accession#:**

**Gene Name:** DEFA6

**Gene Alias:** DEF6,HD-6

**Gene** defensin, alpha 6, Paneth cell-specific  
**Description:**

**Omim ID:** [600471](#)

**Gene Ontology:** [Hyperlink](#)

**Gene Summary:** Defensins are a family of microbicidal and cytotoxic peptides thought to be involved in host defense. They are abundant in the granules of neutrophils and also found in the epithelia of mucosal surfaces such as those of the intestine, respiratory tract, urinary tract, and vagina. Members of the defensin family are highly similar in protein sequence and distinguished by a conserved cysteine motif. Several alpha defensin genes appear to be clustered on chromosome 8. The protein encoded by this gene, defensin, alpha 6, is highly expressed in the secretory granules of Paneth cells of the small intestine, and likely plays a role in host defense of human bowel. [provided by RefSeq]

**Other** defensin 6, defensin, alpha 6  
**Designations:**

#### **Related Disease**

[Birth Weight Dermatitis](#), [Atopic Genetic Predisposition to Disease](#) [Glioblastoma](#) [Glioma](#)  
[HIV Infections](#) [Leukemia](#) [Leukemia, Myeloid](#), [Acute Meningeal Neoplasms](#) [Meningioma](#)

[服務條款](#) | [隱私權政策](#) | [著作及商標](#) | [網站地圖](#)

©2016 亞諾法生技股份有限公司 Abnova Corporation. 版權所有.