



# SZABO SCANDIC

Part of Europa Biosite

## Produktinformation



Forschungsprodukte & Biochemikalien



Zellkultur & Verbrauchsmaterial



Diagnostik & molekulare Diagnostik



Laborgeräte & Service

Weitere Information auf den folgenden Seiten!  
See the following pages for more information!



### Lieferung & Zahlungsart

siehe unsere [Liefer- und Versandbedingungen](#)

### Zuschläge

- Mindermengenzuschlag
- Trockeneiszuschlag
- Gefahrgutzuschlag
- Expressversand

### SZABO-SCANDIC HandelsgmbH

Quellenstraße 110, A-1100 Wien

T. +43(0)1 489 3961-0

F. +43(0)1 489 3961-7

[mail@szabo-scandic.com](mailto:mail@szabo-scandic.com)

[www.szabo-scandic.com](http://www.szabo-scandic.com)

[linkedin.com/company/szaboscandic](https://www.linkedin.com/company/szaboscandic) 

## DEFB4 monoclonal antibody (M01), clone 4C4

Catalog # : H00001673-M01

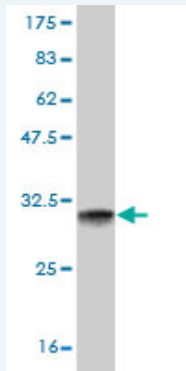
規格 : [ 100 ug ]

List All

### Specification

<b>Product Description:</b>	Mouse monoclonal antibody raised against a partial recombinant DEFB4.
<b>Immunogen:</b>	DEFB4 (NP_004933, 24 a.a. ~ 64 a.a) partial recombinant protein with GST tag. MW of the GST tag alone is 26 KDa.
<b>Sequence:</b>	GIGDPVTCLKSGAICHPVFCPRRYKQIGTCGLPGTKCKKPP
<b>Host:</b>	Mouse
<b>Reactivity:</b>	Human
<b>Isotype:</b>	IgG1 Kappa

**Quality Control Testing:** Antibody Reactive Against Recombinant Protein.



Western Blot detection against Immunogen (30.25 KDa) .

**Storage Buffer:** In 1x PBS, pH 7.4

**Storage Instruction:** Store at -20°C or lower. Aliquot to avoid repeated freezing and thawing.

**MSDS:** [Download](#)

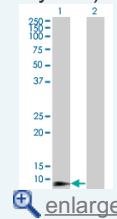
**Datasheet:** [Download](#)

### Applications

Western Blot (Transfected lysate)

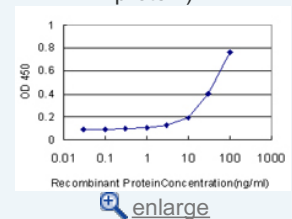
### Application Image

Western Blot (Transfected lysate)

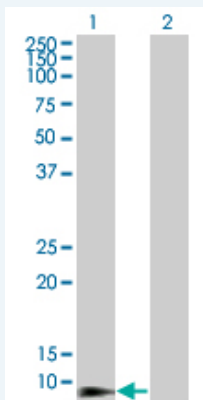


Western Blot (Recombinant protein)

Sandwich ELISA (Recombinant protein)



ELISA



Western Blot analysis of DEFB4 expression in transfected 293T cell line by DEFB4 monoclonal antibody (M01), clone 4C4.

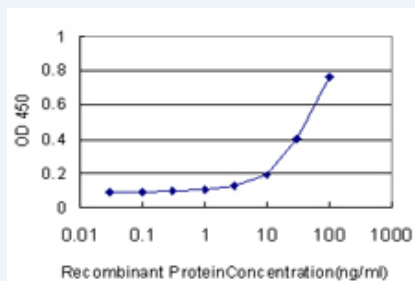
Lane 1: DEFB4 transfected lysate(7.038 KDa).  
Lane 2: Non-transfected lysate.

[Protocol Download](#)

### Western Blot (Recombinant protein)

[Protocol Download](#)

### Sandwich ELISA (Recombinant protein)



Detection limit for recombinant GST tagged DEFB4 is approximately 3ng/ml as a capture antibody.

[Protocol Download](#)

### ELISA

### Gene Information

Entrez GeneID: [1673](#)

GeneBank [NM\\_004942](#)  
Accession#:

Protein [NP\\_004933](#)  
Accession#:

Gene Name: DEFB4

Gene Alias: DEFB-2,DEFB102,DEFB2,HBD-2,SAP1

Gene Description: defensin, beta 4

Omim ID: [266600](#), [602215](#)

Gene Ontology: [Hyperlink](#)

**Gene Summary:** Defensins form a family of microbicidal and cytotoxic peptides made by neutrophils. Members of the defensin family are highly similar in protein sequence. This gene encodes defensin, beta 4, an antibiotic peptide which is locally regulated by inflammation. [provided by RefSeq]

**Other** defensin, beta 2, skin-antimicrobial peptide 1

**Designations:**

---

**Related Disease**

---

[Crohn Disease](#) [Crohn's disease](#) [Cystic Fibrosis](#) [Cystic fibrosis](#)  
[Genetic Predisposition to Disease](#) [HIV Infections](#) [Inflammatory Bowel Diseases](#)  
[Pancreatitis, Acute Necrotizing](#) [Psoriasis](#) [Pulmonary Disease, Chronic Obstructive](#)

---

[服務條款](#) | [隱私權政策](#) | [著作及商標](#) | [網站地圖](#)

©2016 亞諾法生技股份有限公司 Abnova Corporation. 版權所有.