



# SZABO SCANDIC

Part of Europa Biosite

## Produktinformation



Forschungsprodukte & Biochemikalien



Zellkultur & Verbrauchsmaterial



Diagnostik & molekulare Diagnostik



Laborgeräte & Service

Weitere Information auf den folgenden Seiten!  
See the following pages for more information!



### Lieferung & Zahlungsart

siehe unsere [Liefer- und Versandbedingungen](#)

### Zuschläge

- Mindermengenzuschlag
- Trockeneiszuschlag
- Gefahrgutzuschlag
- Expressversand

### SZABO-SCANDIC HandelsgmbH

Quellenstraße 110, A-1100 Wien

T. +43(0)1 489 3961-0

F. +43(0)1 489 3961-7

[mail@szabo-scandic.com](mailto:mail@szabo-scandic.com)

[www.szabo-scandic.com](http://www.szabo-scandic.com)

[linkedin.com/company/szaboscandic](https://www.linkedin.com/company/szaboscandic) 

## DOCK2 MaxPab rabbit polyclonal antibody (D01) MaxPab®

Catalog # : H00001794-D01

規格 : [ 100 uL ]

[List All](#)

### Specification

**Product Description:** Rabbit polyclonal antibody raised against a full-length human DOCK2 protein.

**Immunogen:** DOCK2 (AAH16996.1, 1 a.a. ~ 336 a.a) full-length human protein.

**Sequence:**  
 MCVCAEDGKTLPVAVPIEDMQRIHLRFMFRHRSSLESKDKGEKNFAMSY  
 VKLMKEDGTTLHDGFHDLVVLKGDSSKMEDASAYLTLPSYRHHVENKGA  
 TLSRSSSSVGGLSVSSRDVFSISTLVCSTKLTQNVGLLGLLKWRMKPQL  
 EESMRRLFESINLMKSQYKTTILLQVAALKYIPSVLHDVEMVFDKLLSQ  
 LLYEFYTCIPPVKLQKQKQSMNEIVQSNLFKKQECDILLPVITKELKELL  
 EQKDDMQHVLERKYCVELLNSILEVLSYQDAAFYHHIQEIMVQLLRTV  
 NRTVITMGRDHILIGACCNCGFPSSSTPHSLIQWLWG

**Host:** Rabbit

**Reactivity:** Human

**Quality Control Testing:** Antibody reactive against mammalian transfected lysate.

**Storage Buffer:** No additive


**Storage Instruction:** Store at -20°C or lower. Aliquot to avoid repeated freezing and thawing.

**MSDS:**  [Download](#)

**Datasheet:**  [Download](#)

### Applications

#### Western Blot (Transfected lysate)



Western Blot analysis of DOCK2 expression in transfected 293T cell line (H00001794-T01) by DOCK2 MaxPab polyclonal antibody.

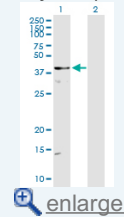
Lane 1: DOCK2 transfected lysate(38.50 KDa).

Lane 2: Non-transfected lysate.

 [Protocol Download](#)

### Application Image

Western Blot (Transfected lysate)



## Gene Information

Entrez GeneID: [1794](#)

GeneBank  
Accession#: [BC016996.1](#)

Protein  
Accession#: [AAH16996.1](#)

Gene Name: DOCK2

Gene Alias: FLJ46592, KIAA0209

Gene  
Description: dedicator of cytokinesis 2

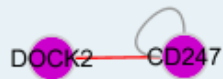
Omim ID: [603122](#)

Gene Ontology: [Hyperlink](#)

Gene Summary: The DOCK2 gene encodes a hematopoietic cell-specific CDM family protein that is indispensable for lymphocyte chemotaxis.[supplied by OMIM]

Other  
Designations: dedicator of cyto-kinesis 2

## Interactome



## Gene Pathway

[Chemokine signaling pathway](#) [Fc gamma R-mediated phagocytosis](#)

## Related Disease

[Cardiovascular Diseases](#) [Diabetes Mellitus, Type 2](#) [Edema](#) [Tobacco Use Disorder](#)