



# SZABO SCANDIC

Part of Europa Biosite

## Produktinformation



Forschungsprodukte & Biochemikalien



Zellkultur & Verbrauchsmaterial



Diagnostik & molekulare Diagnostik



Laborgeräte & Service

Weitere Information auf den folgenden Seiten!  
See the following pages for more information!



### Lieferung & Zahlungsart

siehe unsere [Liefer- und Versandbedingungen](#)

### Zuschläge

- Mindermengenzuschlag
- Trockeneiszuschlag
- Gefahrgutzuschlag
- Expressversand

### SZABO-SCANDIC HandelsgmbH

Quellenstraße 110, A-1100 Wien

T. +43(0)1 489 3961-0

F. +43(0)1 489 3961-7

[mail@szabo-scandic.com](mailto:mail@szabo-scandic.com)

[www.szabo-scandic.com](http://www.szabo-scandic.com)

[linkedin.com/company/szaboscandic](https://www.linkedin.com/company/szaboscandic) 

## DPH2 MaxPab mouse polyclonal antibody (B01) MaxPab®

Catalog # : H00001802-B01

規格 : [ 50 uL ]

[List All](#)

### Specification

**Product Description:** Mouse polyclonal antibody raised against a full-length human DPH2 protein.

**Immunogen:** DPH2 (NP\_001375.2, 1 a.a. ~ 489 a.a) full-length human protein.

**Sequence:**  
 MESMFSSPAEALQRETGVPGLLTPLPDLGGVYELERVAGFVRDLGCE  
 RVALQFPDQLLGDVAVAARLEETTGSKMFILGDTAYGCCVDVLGAE  
 QAGAQLIHFPAACLSPPARLPVAFVLRQRSVALELCVKAFEANPDP  
 KAPVLLSEPAHALEALATLLRPRYDLLVSSPAFPQPVGSLSPEPMP  
 LERFGRRFLAPGRRLEEYGAFFVGGKASPDPLDPDLSRLLGWAP  
 GQPFSSCCPDTGKTQDEGARAGRLRARRRYLVERARDARVVGLLAGT  
 LGVAQHREALAHLRNLTAAGKRSYVLALGRPTPAKLANFPEVDVFL  
 ACPLGALAPQLSGSFFQPILAPCELEAACNPWPPPGLAPHLTHYADLLP  
 GSPFHVALPPPESELWETPDVSLITGDLRPPPAWKSSNDHGSALTPRP  
 QLELAESSPAASFLSSRSWQGLEPRLGQTPVTEAVSGRRGIAIAYEDEG  
 SG

**Host:** Mouse

**Reactivity:** Human

**Quality Control Testing:** Antibody reactive against mammalian transfected lysate.

**Storage Buffer:** No additive

**Storage Instruction:** Store at -20°C or lower. Aliquot to avoid repeated freezing and thawing.


**Note:** For IHC and IF applications, antibody purification with Protein A will be needed prior to use.

**MSDS:** [Download](#)

**Datasheet:** [Download](#)

### Applications


#### Western Blot (Tissue lysate)




DPH2 MaxPab polyclonal antibody. Western Blot analysis of DPH2 expression in human colon.

### Application Image


#### Western Blot (Tissue lysate)



#### Western Blot (Transfected lysate)



### Western Blot (Transfected lysate)



Western Blot analysis of DPH2 expression in transfected 293T cell line (H00001802-T01) by DPH2 MaxPab polyclonal antibody.

Lane 1: DPH2 transfected lysate(53.79 KDa).

Lane 2: Non-transfected lysate.

### Gene Information

Entrez GeneID: [1802](#)

GeneBank [NM\\_001384.4](#)  
Accession#:

Protein [NP\\_001375.2](#)  
Accession#:

Gene Name: DPH2

Gene Alias: DPH2L2

Gene DPH2 homolog (S. cerevisiae)  
Description:

Omim ID: [603456](#)

Gene Ontology: [Hyperlink](#)

**Gene Summary:** This gene is one of two human genes similar to the yeast gene dph2. The yeast gene was identified by its ability to complement a diphthamide mutant strain, and thus probably functions in diphthamide biosynthesis. Diphthamide is a post-translationally modified histidine residue present in elongation factor 2 (EF2) that is the target of diphtheria toxin ADP-ribosylation. Two transcript variants encoding different isoforms have been found for this gene. [provided by RefSeq]

**Other Designations:** DPH2-like 2, OTTHUMP00000010007, diphthamide biosynthesis protein 2, diphthamide biosynthesis-like protein 2, diphtheria toxin resistance protein required for diphthamide biosynthesis-like 2

### Related Disease

[Tobacco Use Disorder](#)