



SZABO SCANDIC

Part of Europa Biosite

Produktinformation



Forschungsprodukte & Biochemikalien



Zellkultur & Verbrauchsmaterial



Diagnostik & molekulare Diagnostik



Laborgeräte & Service

Weitere Information auf den folgenden Seiten!
See the following pages for more information!



Lieferung & Zahlungsart

siehe unsere [Liefer- und Versandbedingungen](#)

Zuschläge

- Mindermengenzuschlag
- Trockeneiszuschlag
- Gefahrgutzuschlag
- Expressversand

SZABO-SCANDIC HandelsgmbH

Quellenstraße 110, A-1100 Wien

T. +43(0)1 489 3961-0

F. +43(0)1 489 3961-7

mail@szabo-scandic.com

www.szabo-scandic.com

[linkedin.com/company/szaboscandic](https://www.linkedin.com/company/szaboscandic) 



DPH2 purified MaxPab rabbit polyclonal antibody (D01P) MaxPab®

Catalog # : H00001802-D01P

規格 : [100 ug]


[List All](#)

Specification

Product Description:	Rabbit polyclonal antibody raised against a full-length human DPH2 protein.
Immunogen:	DPH2 (NP_001375.2, 1 a.a. ~ 489 a.a) full-length human protein.
Sequence:	MESMFSSPAEALQRETGVPGLLTPLPDLGVYELERVAGFVRDLGCE RVALQFPDQLLGDVAVAARLEETTGSKMFI LGDTAYGCCVDVLGAE QAGAQLIHF GPACLSPPARLPVAFVLRQRSVALELCVKAFE AQNPDP KAPVVLLSEPAHALEALATLLRPRYDLLVSSPAFPQPVGSLSPEPMP LERFGRRFLAPGRRLEEYGA FVYVGGSKASDPDLPDLSRLLL GWAP GQPFSSCCPDTGKTQDEGARAGRLRARRRYLVERARDARVVGLLAGT LGVAQHREALAHLRNLQAAGKRSYVLALGRPTPAKLANFPEVDVFVLL ACPLGALAPQLSGSFFQPILAPCELEAACNPWPPPGLAPHLTHYADLLP GSPFHVALPPPESELWETPDVSLITGDLRPPPAWKSSNDHGLALT PRP QLELAESSPAASFLSSRSWQGLEPRLGQTPVTEAVSGRRGIAIAYEDEG SG
Host:	Rabbit
Reactivity:	Human
Quality Control Testing:	Antibody reactive against mammalian transfected lysate.
Storage Buffer:	In 1x PBS, pH 7.4
Storage Instruction:	Store at -20°C or lower. Aliquot to avoid repeated freezing and thawing.
MSDS:	 Download
Datasheet:	 Download

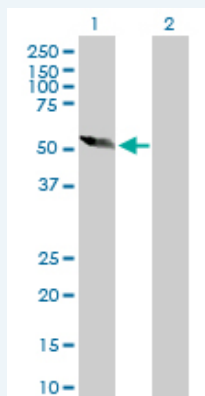
Application Image

Western Blot (Transfected lysate)



Applications

Western Blot (Transfected lysate)



Western Blot analysis of DPH2 expression in transfected 293T cell line (H00001802-T01) by DPH2 MaxPab polyclonal antibody.

Lane 1: DPH2 transfected lysate(52.10 KDa).

Gene Information

Entrez GeneID: [1802](#)

**GeneBank
Accession#:** [NM_001384.4](#)

**Protein
Accession#:** [NP_001375.2](#)

Gene Name: DPH2

Gene Alias: DPH2L2

**Gene
Description:** DPH2 homolog (S. cerevisiae)

Omim ID: [603456](#)

Gene Ontology: [Hyperlink](#)

Gene Summary: This gene is one of two human genes similar to the yeast gene dph2. The yeast gene was identified by its ability to complement a diphthamide mutant strain, and thus probably functions in diphthamide biosynthesis. Diphthamide is a post-translationally modified histidine residue present in elongation factor 2 (EF2) that is the target of diphtheria toxin ADP-ribosylation. Two transcript variants encoding different isoforms have been found for this gene. [provided by RefSeq]

**Other
Designations:** DPH2-like 2,OTTHUMP00000010007,diphthamide biosynthesis protein 2,diphthamide biosynthesis-like protein 2,diphtheria toxin resistance protein required for diphthamide biosynthesis-like 2

Related Disease

[Tobacco Use Disorder](#)