



SZABO SCANDIC

Part of Europa Biosite

Produktinformation



Forschungsprodukte & Biochemikalien



Zellkultur & Verbrauchsmaterial



Diagnostik & molekulare Diagnostik



Laborgeräte & Service

Weitere Information auf den folgenden Seiten!
See the following pages for more information!



Lieferung & Zahlungsart

siehe unsere [Liefer- und Versandbedingungen](#)

Zuschläge

- Mindermengenzuschlag
- Trockeneiszuschlag
- Gefahrgutzuschlag
- Expressversand

SZABO-SCANDIC HandelsgmbH

Quellenstraße 110, A-1100 Wien

T. +43(0)1 489 3961-0

F. +43(0)1 489 3961-7

mail@szabo-scandic.com

www.szabo-scandic.com

[linkedin.com/company/szaboscandic](https://www.linkedin.com/company/szaboscandic) 

DPP4 purified MaxPab mouse polyclonal antibody (B01P) MaxPab®

Catalog # : H00001803-B01P

規格 : [50 ug]

List All

Specification

Product Description: Mouse polyclonal antibody raised against a full-length human DPP4 protein.

Immunogen: DPP4 (NP_001926.2, 1 a.a. ~ 766 a.a) full-length human protein.

Sequence:
 MKTPWKVLLGLLGAAALVTIITVPVLLNKGTDATADSRKTYTLTDYLN
 NTYRLKLYSLRWISDHEYLYKQENNILVFNAEYGNSSVFLENSTFDEF
 GH SINDYSISPDGQFILLEYNVVKQWRHSYASYDIYDLNKRQLITEER
 IPNNT QVVTWSPVGHKLAYVWNNDIYVKIEPNLPSYRITWTGKEDI
 YNGITDWY EEEVFSAYSALWWSPNGTFLAYAQFNDETVPLIEYSFY
 SDES LQYPKTV RVPYPKAGAVNPTVKFFVWNTDSLSSVTNATSIQIT
 APASMLIGDHLC DV TWATQERISLQWLRRIQNYSVMDICDYDESS
 GRWNCLVARQHIEMSTTG WVGFRFPSEPHFTLDGNSFYKIISNEE
 GYRHICYFQIDKKDCTFITKGTWE VIGIEALTSYLYISNEYKGM
 PGGRNLYKIQLSDYTKVTCLSCELNPERC QYYSVSFSKEAKYYQL
 RCSGPGPLPLYTLHSSVNDKGLRVLEDNSALDKM LQNVQMPSK
 KLDFIILNETKFWYQMLPPHFDKSKKYPLLLDVYAGPCSQ KADTV
 FRLNWAYTLASTENIVASF DGRGSGYQGDKIMHAINRRLGTFEV
 EDQIEAARQFSKMGFVDNKRIAWGWSYGGYVTSMLGSGSGVFKCG
 IAVAPVSRWEYDYSYTERYMGLPTPEDNLDHYRNSTVMSRAENFKQ
 VEY LLIHGTADDNVHFQSSAQISKALVDVGVDQAMWYTDEDHGIAS
 STA HQ HIYTHMSHFQKCFSLP

Host: Mouse

Reactivity: Human

Quality Control Testing: Antibody reactive against mammalian transfected lysate.

Storage Buffer: In 1x PBS, pH 7.4

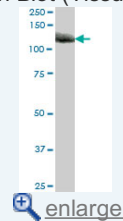
Storage Instruction: Store at -20°C or lower. Aliquot to avoid repeated freezing and thawing.

MSDS:  [Download](#)

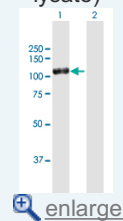
Datasheet:  [Download](#)

Application Image

Western Blot (Tissue lysate)




Western Blot (Transfected lysate)




Applications

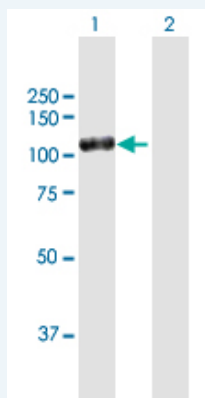
Western Blot (Tissue lysate)



DPP4 MaxPab polyclonal antibody. Western Blot analysis of DPP4 expression in human liver.

 [Protocol Download](#)

Western Blot (Transfected lysate)



Western Blot analysis of DPP4 expression in transfected 293T cell line ([H00001803-T01](#)) by DPP4 MaxPab polyclonal antibody.

Lane 1: DPP4 transfected lysate(84.26 KDa).

Lane 2: Non-transfected lysate.

 [Protocol Download](#)

Gene Information

Entrez GeneID: [1803](#)

GeneBank [NM_001935.3](#)

Accession#:

Protein [NP_001926.2](#)

Accession#:

Gene Name: DPP4

Gene Alias: ADABP,ADCP2,CD26,DPPIV,TP103

Gene dipeptidyl-peptidase 4

Description:

Omim ID: [102720](#)

Gene Ontology: [Hyperlink](#)

Gene Summary: The protein encoded by this gene is identical to adenosine deaminase complexing protein-2, and to the T-cell activation antigen CD26. It is an intrinsic membrane glycoprotein and a serine exopeptidase that cleaves X-proline dipeptides from the N-terminus of polypeptides. [provided by RefSeq]

Other Designations: T-cell activation antigen CD26,adenosine deaminase complexing protein 2,dipeptidylpeptidase 4,dipeptidylpeptidase IV,dipeptidylpeptidase IV (CD26, adenosine deaminase complexing protein 2)

Related Disease

[Anorexia Nervosa](#) [Bulimia](#) [Cardiovascular Diseases](#) [Diabetes Mellitus, Type 2](#) [Edema](#) [Genetic Predisposition to Disease](#) [Metabolic Syndrome X](#) [Obesity](#) [Obesity, Morbid](#) [Ovarian Neoplasms](#) [Periodontitis](#)

