



# SZABO SCANDIC

Part of Europa Biosite

## Produktinformation



Forschungsprodukte & Biochemikalien



Zellkultur & Verbrauchsmaterial



Diagnostik & molekulare Diagnostik



Laborgeräte & Service

Weitere Information auf den folgenden Seiten!  
See the following pages for more information!



### Lieferung & Zahlungsart

siehe unsere [Liefer- und Versandbedingungen](#)

### Zuschläge

- Mindermengenzuschlag
- Trockeneiszuschlag
- Gefahrgutzuschlag
- Expressversand

### SZABO-SCANDIC HandelsgmbH

Quellenstraße 110, A-1100 Wien

T. +43(0)1 489 3961-0

F. +43(0)1 489 3961-7

[mail@szabo-scandic.com](mailto:mail@szabo-scandic.com)

[www.szabo-scandic.com](http://www.szabo-scandic.com)

[linkedin.com/company/szaboscandic](https://www.linkedin.com/company/szaboscandic) 



## DPT monoclonal antibody (M08), clone 2A11

Catalog # : H00001805-M08

規格 : [ 100 ug ]

[List All](#)

### Specification

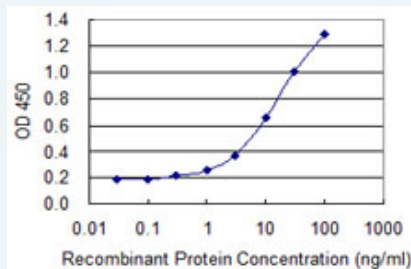
<b>Product Description:</b>	Mouse monoclonal antibody raised against a partial recombinant DPT.
<b>Immunogen:</b>	DPT (NP_001928.2, 101 a.a. ~ 201 a.a) partial recombinant protein with GST tag. MW of the GST tag alone is 26 KDa.
<b>Sequence:</b>	EWYQTCSNGLVAGFQSRVFESVLDREWFYCCRYSKRCPYSCWLTT EYPGHYGEEMDMISYNYDYYIRGATTTFSVERDRQWKFIMCRMTEYDC EFANV
<b>Host:</b>	Mouse
<b>Reactivity:</b>	Human
<b>Isotype:</b>	IgG2a Kappa
<b>Quality Control Testing:</b>	Antibody Reactive Against Recombinant Protein.
<b>Storage Buffer:</b>	In 1x PBS, pH 7.4
<b>Storage Instruction:</b>	Store at -20°C or lower. Aliquot to avoid repeated freezing and thawing.
<b>MSDS:</b>	 <a href="#">Download</a>
<b>Datasheet:</b>	 <a href="#">Download</a>

### Publication Reference

1. [Optimized Culture Conditions for Tissue Explants of Uterine Leiomyoma.](#)  
Fiebitz A, Fritsch M, Reichelt U, Ruester C, Chiantera V, Vercellino GF, Darwish A, Schneider A, Mechsner S. Clin. Lab. DOI: 10.7754/ Clin.Lab.2012.111117

### Applications

#### Sandwich ELISA (Recombinant protein)



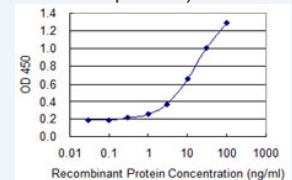
Detection limit for recombinant GST tagged DPT is 0.1 ng/ml as a capture antibody.


 [Protocol Download](#)

#### ELISA

### Application Image

Sandwich ELISA (Recombinant protein)



 [enlarge](#)

ELISA

## Gene Information

---

**Entrez GeneID:** [1805](#)

---

**GeneBank  
Accession#:** [NM\\_001937](#)

---

**Protein  
Accession#:** [NP\\_001928.2](#)

---

**Gene Name:** DPT

---

**Gene Alias:** TRAMP

---

**Gene  
Description:** dermatopontin

---

**Omim ID:** [125597](#)

---

**Gene Ontology:** [Hyperlink](#)

---

**Gene Summary:** Dermato pontin is an extracellular matrix protein with possible functions in cell-matrix interactions and matrix assembly. The protein is found in various tissues and many of its tyrosine residues are sulphated. Dermato pontin is postulated to modify the behavior of TGF-beta through interaction with decorin. [provided by RefSeq]

---

**Other  
Designations:** OTTHUMP00000032500,tyrosine-rich acidic matrix protein

---

## Related Disease

---

[Cardiovascular Diseases](#) [Genetic Predisposition to Disease](#) [Hypertension](#) [Osteoporosis](#)

---

[服務條款](#) | [隱私權政策](#) | [著作及商標](#) | [網站地圖](#)

©2016 亞諾法生技股份有限公司 Abnova Corporation. 版權所有.