



SZABO SCANDIC

Part of Europa Biosite

Produktinformation



Forschungsprodukte & Biochemikalien



Zellkultur & Verbrauchsmaterial



Diagnostik & molekulare Diagnostik



Laborgeräte & Service

Weitere Information auf den folgenden Seiten!
See the following pages for more information!



Lieferung & Zahlungsart

siehe unsere [Liefer- und Versandbedingungen](#)

Zuschläge

- Mindermengenzuschlag
- Trockeneiszuschlag
- Gefahrgutzuschlag
- Expressversand

SZABO-SCANDIC HandelsgmbH

Quellenstraße 110, A-1100 Wien

T. +43(0)1 489 3961-0

F. +43(0)1 489 3961-7

mail@szabo-scandic.com

www.szabo-scandic.com

[linkedin.com/company/szaboscandic](https://www.linkedin.com/company/szaboscandic) 



DPYSL3 purified MaxPab mouse polyclonal antibody (B01P) MaxPab®

Catalog # : H00001809-B01P

規格 : [50 ug]

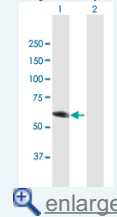
[List All](#)

Specification

Product Description:	Mouse polyclonal antibody raised against a full-length human DPYSL3 protein.
Immunogen:	DPYSL3 (NP_001378.1, 1 a.a. ~ 570 a.a) full-length human protein.
Sequence:	MSYQGKKNIPRITSDRLLIKGGRVNDQSFYADIYMEDGLIKQIGDNLIVP GGVKTIEANGKMVIPGGIDVHTHFQMPYKGMTTVDFFQGTKAALAGGT TMIIDHVVPEPESSLTEAYEKWREWADGKSCCDYALHVDITHWNDSVKQ EVQNLIKDKGVNSFMVYMAYKDLYQVSNTELYEIFTCLGELGAIQVHAE NGDIIAQEQTRMLEMGITGPEGHLSRPEELEAEAVFRAITIASQTNCPY VTKVMSKSAADLISQARKKGNVVFGEPIASLGIDGTHYWSKNWAKAAAF VTSPPLSPDPTTPDYINSLASGDLQLSGSAHCTFSTAQKAIGKDNFTAIP EGTNGVEERMSVIWDKAVATGKMDENQFVAVTSTNAKIFNLYPRKGRIS VGSDDLVIWDPDAVKIVSAKNHQSAEYNI FEGMELRGAPLVVICQGKIM LEDGNLHVTQGAGRFIPCSPFSDYVYKRIKARRKMADLHAVPRGMYDGP VFDLTTTPKGGTPAGSARGSPTRPNPPVRNLHQSGFSLSGTQVDEGVR SASKRIVAPPGGRSNITSLS
Host:	Mouse
Reactivity:	Human
Quality Control Testing:	Antibody reactive against mammalian transfected lysate.
Storage Buffer:	In 1x PBS, pH 7.4
Storage Instruction:	Store at -20°C or lower. Aliquot to avoid repeated freezing and thawing.
MSDS:	 Download
Datasheet:	 Download

Application Image

Western Blot (Transfected lysate)




Publication Reference

1. [Collapsin Response Mediator Protein 4 regulates growth cone dynamics through the actin and microtubule cytoskeleton.](#)
Khazaei MR, Girouard MP, Alchini R, Ong Tone S, Shimada T, Bechstedt S, Cowan M, Guillet D, Wiseman PW, Brouhard G, Cloutier JF, Fournier AEJ Biol Chem. 2014 Sep 15. pii: jbc.M114.570440.


Applications

Western Blot (Transfected lysate)



Western Blot analysis of DPYSL3 expression in transfected 293T cell line ([H00001809-T01](#)) by DPYSL3 MaxPab polyclonal antibody.

Lane 1: DPYSL3 transfected lysate(62.7 KDa).
Lane 2: Non-transfected lysate.

 [Protocol Download](#)

Gene Information

Entrez GeneID: [1809](#)

GeneBank Accession#: [NM_001387](#)

Protein Accession#: [NP_001378.1](#)

Gene Name: DPYSL3

Gene Alias: CRMP-4,CRMP4,DRP-3,DRP3,LCRMP,ULIP

Gene Description: dihydropyrimidinase-like 3

Omim ID: [601168](#)

Gene Ontology: [Hyperlink](#)

Other Designations: collapsin response mediator protein 4 long

Related Disease

[Tobacco Use Disorder](#)