



# SZABO SCANDIC

Part of Europa Biosite

## Produktinformation



Forschungsprodukte & Biochemikalien



Zellkultur & Verbrauchsmaterial



Diagnostik & molekulare Diagnostik



Laborgeräte & Service

Weitere Information auf den folgenden Seiten!  
See the following pages for more information!



### Lieferung & Zahlungsart

siehe unsere [Liefer- und Versandbedingungen](#)

### Zuschläge

- Mindermengenzuschlag
- Trockeneiszuschlag
- Gefahrgutzuschlag
- Expressversand

### SZABO-SCANDIC HandelsgmbH

Quellenstraße 110, A-1100 Wien

T. +43(0)1 489 3961-0

F. +43(0)1 489 3961-7

[mail@szabo-scandic.com](mailto:mail@szabo-scandic.com)

[www.szabo-scandic.com](http://www.szabo-scandic.com)

[linkedin.com/company/szaboscandic](https://www.linkedin.com/company/szaboscandic) 

## ARID3A purified MaxPab mouse polyclonal antibody (B01P) MaxPab®

Catalog # : H00001820-B01P

規格 : [ 50 ug ]

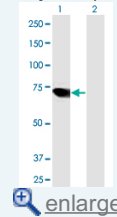
[List All](#)

### Specification

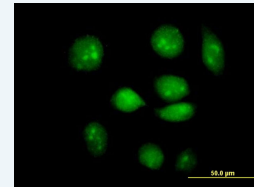
<b>Product Description:</b>	Mouse polyclonal antibody raised against a full-length human ARID3A protein.
<b>Immunogen:</b>	ARID3A (AAH60828.1, 1 a.a. ~ 593 a.a) full-length human protein.
<b>Sequence:</b>	MKLQAVMETLLQRQQRARQELEARQQLPPDPPAAPHGRARAAPDEDR EPESARMQRAQMAALAAMRAAAAGLGHFASPGGSEDGPPGSEEDAA REGTPGSPGRGREGPGEEHFEDMASDEDMKPKWEEEEEMEEDLGEDEE EEEEYEDEEEEDEEGLGPPGPASLGTTALFPRKAQPPQAFRGDGV RVLGGQERPGPGAHPGGAHVAPQLQPPDHGDWYEEQFKQLYELD GDPKRKEFLDDLF SFMQKRGT PVNRIPI MAKQVLDL FMLYVLVTEKGG VEVINKKLWREITKGLNLPTSITSAAF TLRTQYMEYL YPYECEK RGLSNPN ELQAIDSNRREGRRQSF GGSLFAYSPGGAHGMLSSPKLPVSSLGLAAS TNGSSITPAPKIKKEEDSAIPITVPGRLPVSLAGHPVAAQAAAVQAAAAQ AAVAAQAAALEQLREKLESAEPPEK KMALVADEQQRLMQRALQQNFLA MAAQLPMSIRINSQASESRQDSAVNLTGTNGSNSISMSVEINGIMYTGVL AQPPAPTPTSAPNKG GGGGGSSSSNAGGRGGNTGTSGGQAGPAGLS TPSTSTSNNSLP
<b>Host:</b>	Mouse
<b>Reactivity:</b>	Human
<b>Quality Control Testing:</b>	Antibody reactive against mammalian transfected lysate.
<b>Storage Buffer:</b>	In 1x PBS, pH 7.4
<b>Storage Instruction:</b>	Store at -20°C or lower. Aliquot to avoid repeated freezing and thawing.
<b>MSDS:</b>	<a href="#">Download</a>
<b>Datasheet:</b>	<a href="#">Download</a>

### Application Image

Western Blot (Transfected lysate)

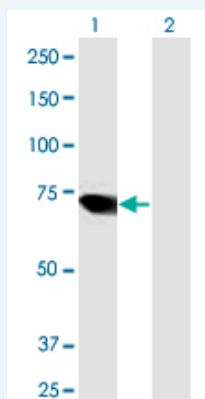


Immunofluorescence




### Applications

#### Western Blot (Transfected lysate)

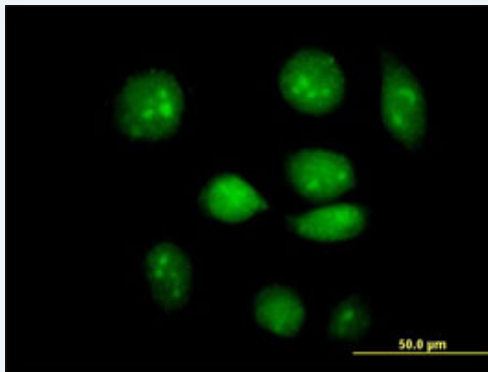



Western Blot analysis of ARID3A expression in transfected 293T cell line ([H00001820-T01](#)) by ARID3A MaxPab polyclonal antibody.

Lane 1: ARID3A transfected lysate(65.23 KDa).  
Lane 2: Non-transfected lysate.

 [Protocol Download](#)

### Immunofluorescence



 [enlarge this image](#)

Immunofluorescence of purified MaxPab antibody to ARID3A on HeLa cell. [antibody concentration 10 ug/ml]

 [Protocol Download](#)

### Gene Information

**Entrez GeneID:** [1820](#)

**GeneBank  
Accession#:** [BC060828.1](#)

**Protein  
Accession#:** [AAH60828.1](#)

**Gene Name:** ARID3A

**Gene Alias:** BRIGHT,DRIL1,DRIL3,E2FBP1

**Gene  
Description:** AT rich interactive domain 3A (BRIGHT-like)

**Omim ID:** [603265](#)

**Gene Ontology:** [Hyperlink](#)

**Gene Summary:** This gene encodes a member of the ARID (AT-rich interaction domain) family of DNA binding proteins. It was found by homology to the Drosophila dead ringer gene, which is important for normal embryogenesis. Other ARID family members have roles in embryonic patterning, cell lineage gene regulation, cell cycle control, transcriptional regulation, and possibly in chromatin structure modification. [provided by RefSeq]

**Other  
Designations:** ARID domain-containing 3A,AT rich interactive domain 3A (BRIGHT-like),AT rich interactive domain 3A (BRIGHT- like) protein,B-cell regulator of IgH transcription,E2F-binding protein 1,dead ringer-like 1

### Related Disease

[Tobacco Use Disorder](#)