



SZABO SCANDIC

Part of Europa Biosite

Produktinformation



Forschungsprodukte & Biochemikalien



Zellkultur & Verbrauchsmaterial



Diagnostik & molekulare Diagnostik



Laborgeräte & Service

Weitere Information auf den folgenden Seiten!
See the following pages for more information!



Lieferung & Zahlungsart

siehe unsere [Liefer- und Versandbedingungen](#)

Zuschläge

- Mindermengenzuschlag
- Trockeneiszuschlag
- Gefahrgutzuschlag
- Expressversand

SZABO-SCANDIC HandelsgmbH

Quellenstraße 110, A-1100 Wien

T. +43(0)1 489 3961-0

F. +43(0)1 489 3961-7

mail@szabo-scandic.com

www.szabo-scandic.com

[linkedin.com/company/szaboscandic](https://www.linkedin.com/company/szaboscandic) 

DSC2 purified MaxPab mouse polyclonal antibody (B01P) MaxPab®

Catalog # : H00001824-B01P

規格 : [50 ug]

[List All](#)

Specification

Product Description: Mouse polyclonal antibody raised against a full-length human DSC2 protein.

Immunogen: DSC2 (NP_004940.1, 1 a.a. ~ 847 a.a) full-length human protein.

Sequence:
 MEAAPSGSWNGALCRLLLTLAILIFASDACKNVTLHVPSKLD AEKLVG
 RVNLKECF TAANLIHSSDPDFQILEDG SVYTTNTILLSSEKRSFTILLSNTE
 NQEKKKIFVFLHQTKVLKKRHTKEKVLRRAKRRWAPIPCSMLENSLGPF
 PLFLQQVQSDTAQNYTIYSIRGPGVDQEPRNLFYVERDTGNLYCTRVP
 DREQYESFEIIAFATTPDGYTPELPLPLIKIEDENDNYPIFTEETYFTIFEN
 CRVGTTVGQVCATDKDEPDTMHTRLKYSIIGQVPPSPTLFSMHPTTG VIT
 TTSSQLDRELIDKYQLKIKVQDMDGQYFGLQTTSTCIINIDVDNDHLPTFT
 RTSYVTSVEENTVDVEILRVTVEDKDLVNTANWRANYTILKGNENGNFKIV
 TDAKTNEGVLVCVKPLNYEEKQQMILQIGVVNEAPFSREASPRSAMSTAT
 VTVNVEDQDEGPECNPIQTVRMKENA EVGTT SNGYKAYDPETRSSSGI
 RYKKLTDPTGWVTIDENTGSIKVF RSLDREAETIKNGIYNITV LASDQGG R
 TCTGTLG IILQDVNDNSPFIPKKTVIICKPTMSSAEIVAVDPDEPIHGPPDF
 SLESSTSEVQRMWRLKAINDTAARLSYQNDPPFGSYVVPITVRDRLGMS
 SVTSLDVTLCDCITENDCTHRVDPRIGGGGVQLGKWAILAILLGIALLFCIL
 FTLVCGASGTSKQPKVIPDDLAQQNLIVSNTEAPGDDKVYSANGFTTQT
 VGASAQGVCGTVGSGIKNGGQETIEMVKGGHQTSSECRGAGHHHTLDS
 CRGGHTEVDNCRYTYSEWHSFTQPRLGEESIRGHTLIKN

Host: Mouse

Reactivity: Human

Quality Control Testing: Antibody reactive against mammalian transfected lysate.

Storage Buffer: In 1x PBS, pH 7.4

Storage Instruction: Store at -20°C or lower. Aliquot to avoid repeated freezing and thawing.

MSDS: [Download](#)

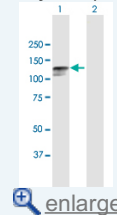
Datasheet: [Download](#)


Applications

Western Blot (Transfected lysate)

Application Image

Western Blot (Transfected lysate)






Western Blot analysis of DSC2 expression in transfected 293T cell line (H00001824-T01) by DSC2 MaxPab polyclonal antibody.

Lane 1: DSC2 transfected lysate(93.17 KDa).

Lane 2: Non-transfected lysate.

 [Protocol Download](#)

Gene Information

Entrez GeneID: [1824](#)

GeneBank [NM_004949.2](#)

Accession#:

Protein [NP_004940.1](#)

Accession#:

Gene Name: DSC2

Gene Alias: ARVD11,CDHF2,DG2,DGII/III,DKFZp686I11137,DSC3

Gene desmocollin 2

Description:

Omim ID: [125645](#), [610476](#)

Gene Ontology: [Hyperlink](#)

Gene Summary: The protein encoded by this gene is a calcium-dependent glycoprotein that is a member of the desmocollin subfamily of the cadherin superfamily. These desmosomal family members, along with the desmogleins, are found primarily in epithelial cells where they constitute the adhesive proteins of the desmosome cell-cell junction and are required for cell adhesion and desmosome formation. The desmosomal family members are arranged in two clusters on chromosome 18, occupying less than 650 kb combined. Mutations in this gene are associated with arrhythmogenic right ventricular dysplasia-11. Alternative splicing results in two transcript variants encoding distinct isoforms. [provided by RefSeq]

Other desmosomal glycoprotein II/III

Designations:

Gene Pathway

[Arrhythmogenic right ventricular cardiomyopathy \(ARVC\)](#)

Related Disease

[Arrhythmias, Cardiac Arrhythmogenic Right Ventricular Dysplasia Cardiomyopathy, Dilated Genetic Predisposition to Disease](#)

