



SZABO SCANDIC

Part of Europa Biosite

Produktinformation



Forschungsprodukte & Biochemikalien



Zellkultur & Verbrauchsmaterial



Diagnostik & molekulare Diagnostik



Laborgeräte & Service

Weitere Information auf den folgenden Seiten!
See the following pages for more information!



Lieferung & Zahlungsart

siehe unsere [Liefer- und Versandbedingungen](#)

Zuschläge

- Mindermengenzuschlag
- Trockeneiszuschlag
- Gefahrgutzuschlag
- Expressversand

SZABO-SCANDIC HandelsgmbH

Quellenstraße 110, A-1100 Wien

T. +43(0)1 489 3961-0

F. +43(0)1 489 3961-7

mail@szabo-scandic.com

www.szabo-scandic.com

[linkedin.com/company/szaboscandic](https://www.linkedin.com/company/szaboscandic) 

DSC2 monoclonal antibody (M14), clone 1F2

Catalog # : H00001824-M14

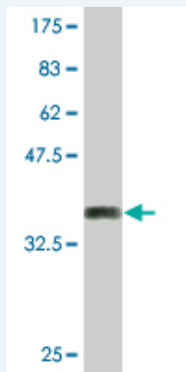
規格 : [100 ug]

[List All](#)

Specification

Product Description:	Mouse monoclonal antibody raised against a partial recombinant DSC2.
Immunogen:	DSC2 (NP_077740.1, 444 a.a. ~ 534 a.a) partial recombinant protein with GST tag. MW of the GST tag alone is 26 KDa.
Sequence:	SREASPRSAMSTATVTVNVEDQDEGPECNPPIQTVRMKENAEVGTTSN GYKAYDPETRSSSGIRYKLLDPTGWVTIDENTGSIKVFRSLD
Host:	Mouse
Reactivity:	Human
Isotype:	IgG2b Kappa

Quality Control Testing: Antibody Reactive Against Recombinant Protein.



Western Blot detection against Immunogen (35.75 KDa) .

Storage Buffer: In 1x PBS, pH 7.4

Storage Instruction: Store at -20°C or lower. Aliquot to avoid repeated freezing and thawing.

MSDS: [Download](#)

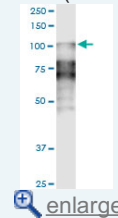
Datasheet: [Download](#)

Applications

Western Blot (Tissue lysate)

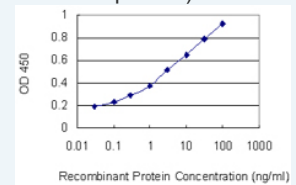
Application Image

Western Blot (Tissue lysate)

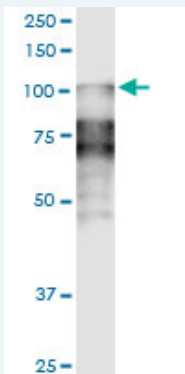


Western Blot (Recombinant protein)

Sandwich ELISA (Recombinant protein)



ELISA



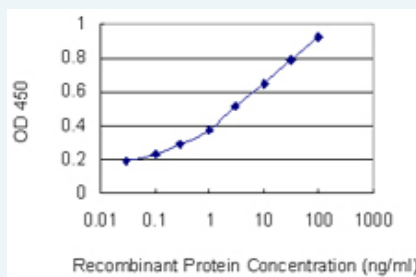
DSC2 monoclonal antibody (M14), clone 1F2. Western Blot analysis of DSC2 expression in human spleen.

[Protocol Download](#)

Western Blot (Recombinant protein)

[Protocol Download](#)

Sandwich ELISA (Recombinant protein)



Detection limit for recombinant GST tagged DSC2 is 0.03 ng/ml as a capture antibody.

[Protocol Download](#)

ELISA

Gene Information

Entrez GeneID: [1824](#)

GeneBank [NM_024422](#)

Accession#:

Protein [NP_077740.1](#)

Accession#:

Gene Name: DSC2

Gene Alias: ARVD11, CDHF2, DG2, DGIVIII, DKFZp686I11137, DSC3

Gene Description: desmocollin 2

Description:

Omim ID: [125645](#), [610476](#)

Gene Ontology: [Hyperlink](#)

Gene Summary: The protein encoded by this gene is a calcium-dependent glycoprotein that is a member of the desmocollin subfamily of the cadherin superfamily. These desmosomal family members, along with the desmogleins, are found primarily in epithelial cells where they constitute the adhesive proteins of the desmosome cell-cell junction and are required for cell adhesion and desmosome formation. The desmosomal family members are arranged in two clusters on chromosome 18, occupying less than 650 kb combined. Mutations in this gene are associated with arrhythmogenic right ventricular dysplasia-11. Alternative splicing results in two transcript variants encoding distinct

isoforms. [provided by RefSeq]

Other Designations: desmosomal glycoprotein II/III

Gene Pathway

Arrhythmogenic right ventricular cardiomyopathy (ARVC)

Related Disease

Arrhythmias, Cardiac Arrhythmogenic Right Ventricular Dysplasia Cardiomyopathy, Dilated Genetic Predisposition to Disease

[服務條款](#) | [隱私權政策](#) | [著作及商標](#) | [網站地圖](#)

©2016 亞諾法生技股份有限公司 Abnova Corporation. 版權所有.