



SZABO SCANDIC

Part of Europa Biosite

Produktinformation



Forschungsprodukte & Biochemikalien



Zellkultur & Verbrauchsmaterial



Diagnostik & molekulare Diagnostik



Laborgeräte & Service

Weitere Information auf den folgenden Seiten!
See the following pages for more information!



Lieferung & Zahlungsart

siehe unsere [Liefer- und Versandbedingungen](#)

Zuschläge

- Mindermengenzuschlag
- Trockeneiszuschlag
- Gefahrgutzuschlag
- Expressversand

SZABO-SCANDIC HandelsgmbH

Quellenstraße 110, A-1100 Wien

T. +43(0)1 489 3961-0

F. +43(0)1 489 3961-7

mail@szabo-scandic.com

www.szabo-scandic.com

[linkedin.com/company/szaboscandic](https://www.linkedin.com/company/szaboscandic)

DSC3 monoclonal antibody (M01), clone 4D2

Catalog # : H00001825-M01

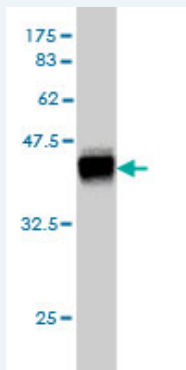
規格 : [100 ug]

[List All](#)

Specification

Product Description:	Mouse monoclonal antibody raised against a partial recombinant DSC3.
Immunogen:	DSC3 (NP_001932, 585 a.a. ~ 684 a.a) partial recombinant protein with GST tag. MW of the GST tag alone is 26 KDa.
Sequence:	CKPKMGYTDILAVDPDEPVHGAPFYFSLPNTSPEISRLWSLTKVNDTAAR LSYQKNAGFQEYTIPTVKDRAGQAATKLLRVNLCECTHPTQCRATSRST
Host:	Mouse
Reactivity:	Human
Isotype:	IgG2b Kappa

Quality Control Testing: Antibody Reactive Against Recombinant Protein.



Western Blot detection against Immunogen (36.74 KDa) .

Storage Buffer: In 1x PBS, pH 7.4

Storage Instruction: Store at -20°C or lower. Aliquot to avoid repeated freezing and thawing.

MSDS: [Download](#)

Datasheet: [Download](#)

Applications

Western Blot (Recombinant protein)

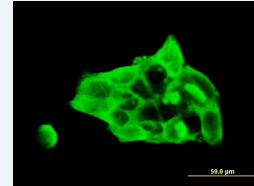
[Protocol Download](#)

Immunofluorescence

Application Image

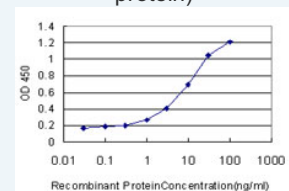
Western Blot (Recombinant protein)

Immunofluorescence



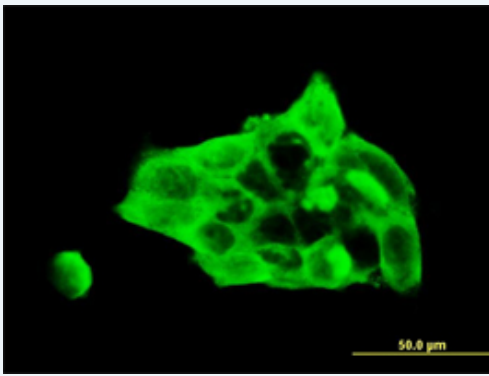
[enlarge](#)

Sandwich ELISA (Recombinant protein)



[enlarge](#)

ELISA

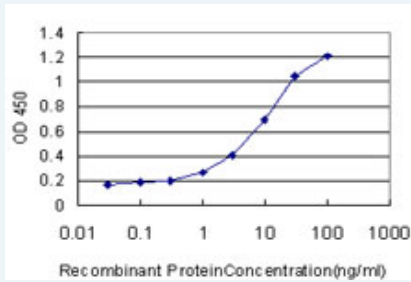


[enlarge this image](#)

Immunofluorescence of monoclonal antibody to DSC3 on A-431 cell. [antibody concentration 10 ug/ml]

[Protocol Download](#)

Sandwich ELISA (Recombinant protein)



Detection limit for recombinant GST tagged DSC3 is approximately 1 ng/ml as a capture antibody.

[Protocol Download](#)

ELISA

Gene Information

Entrez GeneID: [1825](#)

GeneBank [NM_001941](#)

Accession#:

Protein [NP_001932](#)

Accession#:

Gene Name: DSC3

Gene Alias: CDHF3,DSC,DSC1,DSC2,DSC4,HT-CP

Gene [desmocollin 3](#)

Description:

Omim ID: [600271](#)

Gene Ontology: [Hyperlink](#)

Gene Summary: The protein encoded by this gene is a calcium-dependent glycoprotein that is a member of the desmocollin subfamily of the cadherin superfamily. These desmosomal family members, along with the desmogleins, are found primarily in epithelial cells where they constitute the adhesive proteins of the desmosome cell-cell junction and are required for cell adhesion and desmosome formation. The desmosomal family members are arranged in two clusters on chromosome 18, occupying less than 650 kb combined. Alternative splicing results in two transcript variants encoding distinct isoforms. [provided by RefSeq]

Other [desmocollin 4](#)

Designations:

Related Disease

[Genetic Predisposition to Disease](#) [Ovarian Neoplasms](#) [Tobacco Use Disorder](#)

[服務條款](#) | [隱私權政策](#) | [著作及商標](#) | [網站地圖](#)

©2016 亞諾法生技股份有限公司 Abnova Corporation. 版權所有.