



# SZABO SCANDIC

Part of Europa Biosite

## Produktinformation



Forschungsprodukte & Biochemikalien



Zellkultur & Verbrauchsmaterial



Diagnostik & molekulare Diagnostik



Laborgeräte & Service

Weitere Information auf den folgenden Seiten!  
See the following pages for more information!



### Lieferung & Zahlungsart

siehe unsere [Liefer- und Versandbedingungen](#)

### Zuschläge

- Mindermengenzuschlag
- Trockeneiszuschlag
- Gefahrgutzuschlag
- Expressversand

### SZABO-SCANDIC HandelsgmbH

Quellenstraße 110, A-1100 Wien

T. +43(0)1 489 3961-0

F. +43(0)1 489 3961-7

[mail@szabo-scandic.com](mailto:mail@szabo-scandic.com)

[www.szabo-scandic.com](http://www.szabo-scandic.com)

[linkedin.com/company/szaboscandic](https://www.linkedin.com/company/szaboscandic) 

## DSCR1 monoclonal antibody (M03), clone 1B1

Catalog # : H00001827-M03

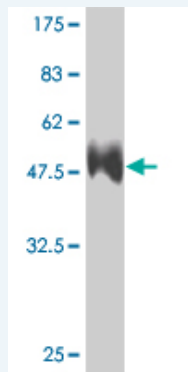
規格 : [ 100 ug ]

[List All](#)

### Specification

<b>Product Description:</b>	Mouse monoclonal antibody raised against a partial recombinant DSCR1.
<b>Immunogen:</b>	DSCR1 (AAH02864, 1 a.a. ~ 100 a.a) partial recombinant protein with GST tag. MW of the GST tag alone is 26 KDa.
<b>Sequence:</b>	MEEVDLQDLPSATIACHLDPRVFDGLCRAKFESLFRITYDKDITFQYFKS FKRVRINFNPFSAADARLQLHKTEFLGKEMKLYFAQTLHIGSSHLAPPN
<b>Host:</b>	Mouse
<b>Reactivity:</b>	Human
<b>Isotype:</b>	IgG2b Kappa

**Quality Control Testing:** Antibody Reactive Against Recombinant Protein.



Western Blot detection against Immunogen (36.63 KDa) .

**Storage Buffer:** In 1x PBS, pH 7.4

**Storage Instruction:** Store at -20°C or lower. Aliquot to avoid repeated freezing and thawing.

**MSDS:** [Download](#)

**Datasheet:** [Download](#)

### Publication Reference

1. [Creation and characterization of BAC-transgenic mice with physiological overexpression of epitope-tagged RCAN1 \(DSCR1\).](#)  
Xing L, Salas M, Zhang H, Gittler J, Ludwig T, Lin CS, Murty VV, Silverman W, Arancio O, Tycko B. *Mamm Genome*. 2012 Oct 25. [Epub ahead of print]

### Applications

**Western Blot (Recombinant protein)**

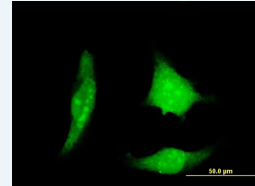
[Protocol Download](#)

**Immunofluorescence**

### Application Image

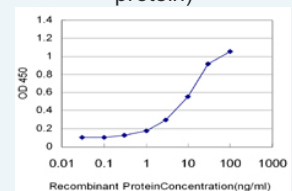
Western Blot (Recombinant protein)

Immunofluorescence



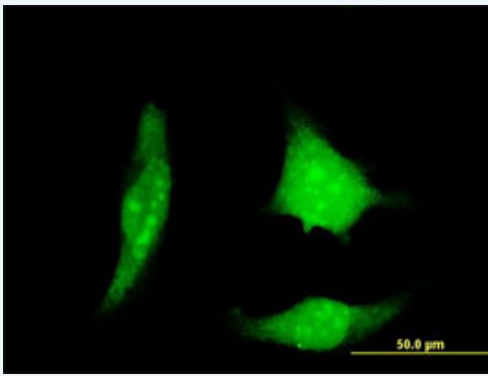
[enlarge](#)

Sandwich ELISA (Recombinant protein)



[enlarge](#)

ELISA

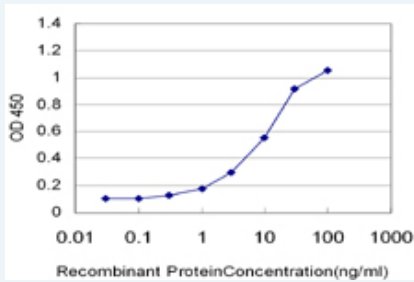


[enlarge this image](#)

Immunofluorescence of monoclonal antibody to RCAN1 on HeLa cell . [antibody concentration 10 ug/ml]

[Protocol Download](#)

### Sandwich ELISA (Recombinant protein)



Detection limit for recombinant GST tagged DSCR1 is approximately 0.3ng/ml as a capture antibody.

[Protocol Download](#)

### ELISA

### Gene Information

Entrez GeneID: [1827](#)

GeneBank [BC002864](#)

Accession#:

Protein [AAH02864](#)

Accession#:

Gene Name: RCAN1

Gene Alias: ADAPT78,CSP1,DSC1,DSCR1,MCIP1,RCN1

Gene Description: regulator of calcineurin 1

Description:

Omim ID: [602917](#)

Gene Ontology: [Hyperlink](#)

**Gene Summary:** The protein encoded by this gene interacts with calcineurin A and inhibits calcineurin-dependent signaling pathways, possibly affecting central nervous system development. This gene is located in the minimal candidate region for the Down syndrome phenotype, and is overexpressed in the brain of Down syndrome fetuses. Chronic overexpression of this gene may lead to neurofibrillary tangles such as those associated with Alzheimer disease. Three transcript variants encoding three different isoforms have been found for this gene. [provided by RefSeq]

**Other Designations:** Down syndrome candidate region 1,Down syndrome critical region gene 1,calciopressin 1,calcium and oxidant-inducible mRNA,modulatory

calcineurin-interacting protein 1, myocyte-enriched calcineurin-interacting protein 1, near DSCR proline-rich protein

---

#### **Related Disease**

[Cognition](#) [Genetic Predisposition to Disease](#) [Schizophrenia](#) [Tobacco Use Disorder](#)

---

[服務條款](#) | [隱私權政策](#) | [著作及商標](#) | [網站地圖](#)

©2016 亞諾法生技股份有限公司 Abnova Corporation. 版權所有.