



# SZABO SCANDIC

Part of Europa Biosite

## Produktinformation



Forschungsprodukte & Biochemikalien



Zellkultur & Verbrauchsmaterial



Diagnostik & molekulare Diagnostik



Laborgeräte & Service

Weitere Information auf den folgenden Seiten!  
See the following pages for more information!



### Lieferung & Zahlungsart

siehe unsere [Liefer- und Versandbedingungen](#)

### Zuschläge

- Mindermengenzuschlag
- Trockeneiszuschlag
- Gefahrgutzuschlag
- Expressversand

### SZABO-SCANDIC HandelsgmbH

Quellenstraße 110, A-1100 Wien

T. +43(0)1 489 3961-0

F. +43(0)1 489 3961-7

[mail@szabo-scandic.com](mailto:mail@szabo-scandic.com)

[www.szabo-scandic.com](http://www.szabo-scandic.com)

[linkedin.com/company/szaboscandic](https://www.linkedin.com/company/szaboscandic) 

**DSG1 purified MaxPab mouse polyclonal antibody (B01P)** MaxPab®

Catalog # : H00001828-B01P

規格 : [ 50 ug ]

[List All](#)

**Specification**

**Product Description:** Mouse polyclonal antibody raised against a full-length human DSG1 protein.

**Immunogen:** DSG1 (AAI53002.1, 1 a.a. ~ 1049 a.a) full-length human protein.

**Sequence:**  
 MDWSFFRVVAMLFIFLVVVEVNSEFRIQVRDYNTKNGTIKWHISIRQKRE  
 WIKFAACREGEDNSKRNPAAKIHSDCAANQQVTYRISGVGIDQPPYGIFVI  
 NQKTGEINITSIDREVTPFFIYCRALNSMGQDLERPLELRVRVLDINDNP  
 PVF SMATFAGQIEENSNANTLVMLNATDAEPNNLSKIAFKIRQEPSDS  
 PMFIINRNTGEIRTMNNFLDREQYGGYALAVRGSDDRGGADGMSAECEC  
 NIKILDVNDNIPYMEQSSYIEIQENTLNSNLLLEIRVIDLDEEF SANWMAVIFI  
 SGNEGNWF EIEMNERTNVGILKVVKPLDYEQSLQLSIGVRNKAEFHHSI  
 MSQYKLGASISVTVLNVIEGPVFRPGSKTYVVTGNMGSNDKVGDFVAT  
 DLDTGRPSTTVRYVMGNPADLLAVDSRTGKLT LKNKVTKEQYNMLGG  
 KYQGTILSIDDNLQRTCTGTINIQSF GNDDRNTPEPNTKITNTGRQUEST  
 SSTNYDTSTTSDSSQVYSSEPGNGAKDLLSDNVHFGPAGIGLLIMGFLV  
 LGLVPFLMICDCGGAPRSAAGFEPVPECS DGAHSHWAVEGPQPEPRDI  
 TTVIPQIPPDNANIIECIDNSGVYTN EYGGREMQLGGGERMTGFELTEG  
 VKTSGMPEICQEYSGLRRNSMRECREGGLNMNF MESYFCQKAYAYAD  
 EDEGRPSNDCLLIYDIEGVSPAGSVGCCSFIGEDLDDSF LDTLGPKFKK  
 LADISLGKESYDLDPSWPPQSTEPVCLPQETEPV VSGHPPISPFGTTT  
 VISESTYPSGPGVLHPKPILDPLGYGNVTV TSYTTSDTLKPSVHVHDNR  
 PASNVVTERVVGPIGADLHGMLEMPDLRDG SNVIVTERVIAPSSSLPT  
 SLTIHFPRESSNVVTERVIQPTSGMIGSL SMHPELANAHNVIVTERV VSG  
 AGVTGISGTTGISGGIGSSGLVGTSMGAGSGALSGAGISGGGIGLSSLG  
 GTASIGHMRSSSDHFNQITIGSASPSTARSRITKYSTVQYSK

**Host:** Mouse

**Reactivity:** Human

**Quality Control Testing:** Antibody reactive against mammalian transfected lysate.

**Storage Buffer:** In 1x PBS, pH 7.4

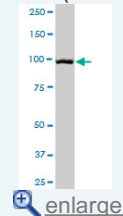
**Storage Instruction:** Store at -20°C or lower. Aliquot to avoid repeated freezing and thawing.

**MSDS:**  [Download](#)

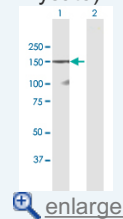
**Datasheet:**  [Download](#)

**Application Image**

Western Blot (Tissue lysate)

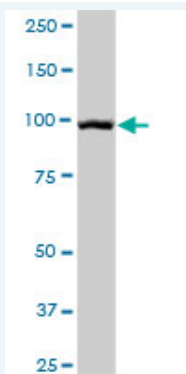


Western Blot (Transfected lysate)



**Applications**

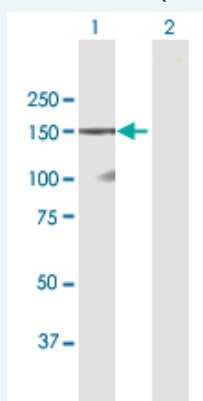
Western Blot (Tissue lysate)



DSG1 MaxPab polyclonal antibody. Western Blot analysis of DSG1 expression in human colon.

 [Protocol Download](#)

#### Western Blot (Transfected lysate)



Western Blot analysis of DSG1 expression in transfected 293T cell line ([H00001828-T01](#)) by DSG1 MaxPab polyclonal antibody.

Lane 1: DSG1 transfected lysate(115.39 kDa).

Lane 2: Non-transfected lysate.

 [Protocol Download](#)

#### Gene Information

**Entrez GeneID:** [1828](#)

**GeneBank** [BC153001](#)

**Accession#:**

**Protein** [AAI53002.1](#)

**Accession#:**

**Gene Name:** DSG1

**Gene Alias:** CDHF4,DG1,DSG

**Gene** desmoglein 1

**Description:**

**Omim ID:** [125670](#), [148700](#)

**Gene Ontology:** [Hyperlink](#)

**Gene Summary:** Desmosomes are cell-cell junctions between epithelial, myocardial and certain other cell types. Desmoglein 1 is a calcium-binding transmembrane glycoprotein component of desmosomes in vertebrate epithelial cells. Currently, three desmoglein subfamily members have been identified and all are members of the cadherin cell adhesion molecule superfamily. These desmoglein gene family members are located in a cluster on chromosome 18. The protein encoded by this gene has been identified as the autoantigen of the autoimmune skin

blistering disease pemphigus foliaceus. [provided by RefSeq]

**Other Designations:** desmosomal glycoprotein 1, pemphigus foliaceus antigen

**Related Disease**

Pemphigus

[服務條款](#) | [隱私權政策](#) | [著作及商標](#) | [網站地圖](#)

©2016 亞諾法生技股份有限公司 Abnova Corporation. 版權所有.