



SZABO SCANDIC

Part of Europa Biosite

Produktinformation



Forschungsprodukte & Biochemikalien



Zellkultur & Verbrauchsmaterial



Diagnostik & molekulare Diagnostik



Laborgeräte & Service

Weitere Information auf den folgenden Seiten!
See the following pages for more information!



Lieferung & Zahlungsart

siehe unsere [Liefer- und Versandbedingungen](#)

Zuschläge

- Mindermengenzuschlag
- Trockeneiszuschlag
- Gefahrgutzuschlag
- Expressversand

SZABO-SCANDIC HandelsgmbH

Quellenstraße 110, A-1100 Wien

T. +43(0)1 489 3961-0

F. +43(0)1 489 3961-7

mail@szabo-scandic.com

www.szabo-scandic.com

[linkedin.com/company/szaboscandic](https://www.linkedin.com/company/szaboscandic) 

DSG1 purified MaxPab rabbit polyclonal antibody (D01P) MaxPab®

Catalog # : H00001828-D01P

規格 : [100 ug]

[List All](#)

Specification

Product Description: Rabbit polyclonal antibody raised against a full-length human DSG1 protein.

Immunogen: DSG1 (AAI53002.1, 1 a.a. ~ 1049 a.a) full-length human protein.

Sequence:
 MDWSFFRVVAMLFIFLVVVEVNSEFRIQVRDYNTKNGTIKWHISIRQKRE
 WIKFAACREGEDNSKRNPiAKIHSDCAANQQVTYRISGVGIDQPPYGIFVI
 NQKTGEINITSIVDREVTFFFIIYCRALNSMGQDLERPLELRVRVLDINDNP
 PVF SMATFAGQIEENSANTLVMLNATDAEPNNLSKIAFKIRQEPSDS
 PMFIINRNTGEIRTMNNFLDREQYGGYALAVRGSDDRGGADGMSAECEC
 NIKILDVNDNIPYMEQSSYIEIQENTLNSNLLEIRVIDLDEEF SANWMAVIFI
 SGNEGNWFIEIMNERTNVGILKVVKPLDYEQSLQLSIGVRNKAEFHHSI
 MSQYKLGASISVTVLNVIEGPVFRPGSKTYVVTGNMGSNDKVGDFVAT
 DLDTGRPSTTVRYVMGNPADLLAVDSRTGKLT LKNKVTKEQYNMLGG
 KYQGTILSIDDNLQRTCTGTINIQSF GNDDRNTTEPNTKITNTGRQUEST
 SSTNYDTSTTSDSSQVYSSEPGNGAKDLLSDNVHFGPAGIGLLIMGFLV
 LGLVPFLMICDCGGAPRSAAGFEPVPECS DGAHSHWAVEGPQPEPRDI
 TTVIPQIPPDNANIIECIDNSGVYTN EYGGREMQDLGGGERMTGFELTEG
 VKTSGMPEICQEYSGLRRNSMRECREGGLNMNF MESYFCQKAYAYAD
 EDEGRPSNDCLLIYDIEGVSPAGSVGCCSF IGEDLDDSF LDTLGPKFKK
 LADISLGKESYDLDPSWPPQSTEPVCLPQETEPV VSGHPPISPFGTTT
 VISESTYPSGPGVLHPKPILDPLGYGNVTV TSYTTSDTLKPSVHVHDNR
 PASNVVTERVVGPIGADLHGMLEMPDLRDGS NVVTERVIAPSSSLPT
 SLTIHFPRESSNVVTERVIQPTSGMIGSL SMHPELANAHNVVTERV VSG
 AGVTGISGTTGISGGIGSSGLVGTSMGAGSGALSGAGISGGGIGLSSLG
 GTASIGHMRSSSDHFNQTI GTSASPSTARSRITKYSTVQYSK

Host: Rabbit

Reactivity: Human

Quality Control Testing: Antibody reactive against mammalian transfected lysate.

Storage Buffer: In 1x PBS, pH 7.4

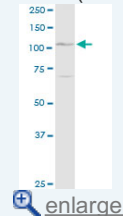
Storage Instruction: Store at -20°C or lower. Aliquot to avoid repeated freezing and thawing.

MSDS:  [Download](#)


Datasheet:  [Download](#)

Application Image

Western Blot (Cell lysate)




Western Blot (Transfected lysate)



Applications

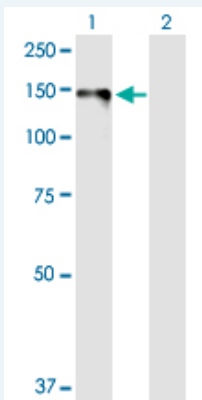
Western Blot (Cell lysate)



DSG1 MaxPab rabbit polyclonal antibody. Western Blot analysis of DSG1 expression in Jurkat.

 [Protocol Download](#)

Western Blot (Transfected lysate)



Western Blot analysis of DSG1 expression in transfected 293T cell line ([H00001828-T02](#)) by DSG1 MaxPab polyclonal antibody.

Lane 1: DSG1 transfected lysate(115.39 kDa).
Lane 2: Non-transfected lysate.

 [Protocol Download](#)

Gene Information

Entrez GeneID: [1828](#)

GeneBank Accession#: [BC153001](#)

Protein Accession#: [AAI53002.1](#)

Gene Name: DSG1

Gene Alias: CDHF4,DG1,DSG

Gene Description: desmoglein 1

Omim ID: [125670](#), [148700](#)

Gene Ontology: [Hyperlink](#)

Gene Summary: Desmosomes are cell-cell junctions between epithelial, myocardial and certain other cell types. Desmoglein 1 is a calcium-binding transmembrane glycoprotein component of desmosomes in vertebrate epithelial cells. Currently, three desmoglein subfamily members have been identified and all are members of the cadherin cell adhesion molecule superfamily. These desmoglein gene family members are located in a cluster on chromosome 18. The protein encoded by this gene has been identified as the autoantigen of the autoimmune skin

blistering disease pemphigus foliaceus. [provided by RefSeq]

Other Designations: desmosomal glycoprotein 1, pemphigus foliaceus antigen

Related Disease

Pemphigus

[服務條款](#) | [隱私權政策](#) | [著作及商標](#) | [網站地圖](#)

©2016 亞諾法生技股份有限公司 Abnova Corporation. 版權所有.