



SZABO SCANDIC

Part of Europa Biosite

Produktinformation



Forschungsprodukte & Biochemikalien



Zellkultur & Verbrauchsmaterial



Diagnostik & molekulare Diagnostik



Laborgeräte & Service

Weitere Information auf den folgenden Seiten!
See the following pages for more information!



Lieferung & Zahlungsart

siehe unsere [Liefer- und Versandbedingungen](#)

Zuschläge

- Mindermengenzuschlag
- Trockeneiszuschlag
- Gefahrgutzuschlag
- Expressversand

SZABO-SCANDIC HandelsgmbH

Quellenstraße 110, A-1100 Wien

T. +43(0)1 489 3961-0

F. +43(0)1 489 3961-7

mail@szabo-scandic.com

www.szabo-scandic.com

[linkedin.com/company/szaboscandic](https://www.linkedin.com/company/szaboscandic) 

TSC22D3 monoclonal antibody (M02), clone 2B2

Catalog # : H00001831-M02

規格 : [100 ug]


[List All](#)

Specification

Product Description:	Mouse monoclonal antibody raised against a full-length recombinant TSC22D3.
Immunogen:	TSC22D3 (AAH18148, 1 a.a. ~ 77 a.a) full-length recombinant protein with GST tag. MW of the GST tag alone is 26 KDa.
Sequence:	MDLVKNHLMYAVREEVEILKEQIRELVKNSQLERENTLLKTLASPEQLEK FQSCLSLEEPAPESPQVPEAPGGSVA
Host:	Mouse
Reactivity:	Human
Isotype:	IgG2a Kappa

Quality Control Antibody Reactive Against Recombinant Protein.

Testing:



Western Blot detection against Immunogen (34.21 KDa) .

Storage Buffer: In 1x PBS, pH 7.4

Storage Instruction: Store at -20°C or lower. Aliquot to avoid repeated freezing and thawing.

MSDS: [Download](#)

Datasheet: [Download](#)

Publication Reference

1. [Novel p65 Binding Glucocorticoid-induced Leucine Zipper Peptide Suppresses Experimental Autoimmune Encephalomyelitis.](#)
Srinivasan M, Janardhanam S.J Biol Chem. 2011 Dec 30;286(52):44799-810. Epub 2011 Sep 29.

Applications

Western Blot (Recombinant protein)

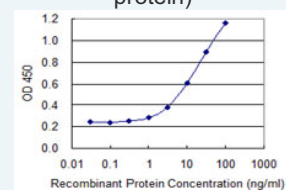
[Protocol Download](#)

Sandwich ELISA (Recombinant protein)

Application Image

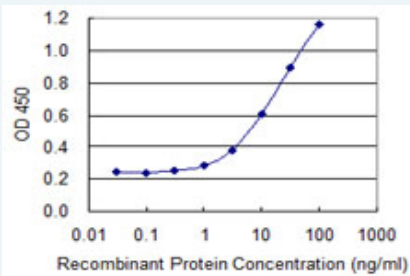
Western Blot (Recombinant protein)

Sandwich ELISA (Recombinant protein)



[enlarge](#)

ELISA



Detection limit for recombinant GST tagged TSC22D3 is 0.3 ng/ml as a capture antibody.

 [Protocol Download](#)

ELISA

Gene Information

Entrez GeneID: [1831](#)

GeneBank [BC018148](#)
Accession#:

Protein [AAH18148](#)
Accession#:

Gene Name: TSC22D3

Gene Alias: DIP,DKFZp313A1123,DSIPI,GILZ,TSC-22R,hDIP

Gene Description: TSC22 domain family, member 3

Omim ID: [300506](#)

Gene Ontology: [Hyperlink](#)

Gene Summary: The protein encoded by this gene shares significant sequence identity with the murine TSC-22 and Drosophila shs, both of which are leucine zipper proteins, that function as transcriptional regulators. The expression of this gene is stimulated by glucocorticoids and interleukin 10, and it appears to play a key role in the anti-inflammatory and immunosuppressive effects of this steroid and chemokine. Transcript variants encoding different isoforms have been identified for this gene. [provided by RefSeq]

Other Designations: DSIP-immunoreactive leucine zipper protein,OTTHUMP00000023811,OTTHUMP00000023813,OTTHUMP0000023814,TSC-22 related protein,delta sleep inducing peptide, immunoreactor,glucocorticoid-induced leucine zipper protein

Related Disease

[Diabetes Mellitus, Type 2](#)