



SZABO SCANDIC

Part of Europa Biosite

Produktinformation



Forschungsprodukte & Biochemikalien



Zellkultur & Verbrauchsmaterial



Diagnostik & molekulare Diagnostik



Laborgeräte & Service

Weitere Information auf den folgenden Seiten!
See the following pages for more information!



Lieferung & Zahlungsart

siehe unsere [Liefer- und Versandbedingungen](#)

Zuschläge

- Mindermengenzuschlag
- Trockeneiszuschlag
- Gefahrgutzuschlag
- Expressversand

SZABO-SCANDIC HandelsgmbH

Quellenstraße 110, A-1100 Wien

T. +43(0)1 489 3961-0

F. +43(0)1 489 3961-7

mail@szabo-scandic.com

www.szabo-scandic.com

[linkedin.com/company/szaboscandic](https://www.linkedin.com/company/szaboscandic) 

SLC26A2 purified MaxPab mouse polyclonal antibody (B01P) MaxPab®

Catalog # : H00001836-B01P

規格 : [50 ug]

[List All](#)

Specification

Product Description: Mouse polyclonal antibody raised against a full-length human SLC26A2 protein.

Immunogen: SLC26A2 (AAH59390.1, 1 a.a. ~ 739 a.a) full-length human protein.

Sequence:
 MSSSESKEQHNVSPRDSAEGNDSYPSGIHLELQRESSTDFKQFETNDQC
 RPYHRILIERQEKSDFNFKEFVIKLLQKNCQCSPAKAKNMILGFLPVLQWL
 PKYDLKKNILGDVMSGLIVGILLVPQSIAYSLLAGQEPVYGLYTSFFASIIYF
 LLGTSRHISVGIFGVLCLMIGETVDRELQKAGYDNAHSAPSLGMVSNGST
 LLNHTSDRICDKSCYAIMVGSTVTFIAGVYQVAMGFFQVGFVSVYLSDAL
 LSGFVTGASFTILTSQAKYLLGLNLPRTNGVGSLLITWVHFRNIHKTNLC
 DLITSLCLLVLLPTKELNEHFKSKLKAPIPIELVVVAATLASHFGKLHENY
 NSSIAGHIPTGFMPKVPENLIPSVAVDAIAISIIGFAITVSLSEMF AKKHGY
 TVKANQEMYAIGFCNIIPSFHCF TTS AALAKTLVKESTGCHTQLSGVVTA
 LVLLLVLVIAPLFYSLQKSVLGVITVNLRGALRKFRDLPKMWSISRMDTV
 IWFVTMLSSALLSTEIGLLVGVCFSIFCVILRTQKPKSSLLGLVEESEVFES
 VSAYKNLQTKPGIKIFRFVAPLYYINKECFKSALYKQTVNPILIKVAWKKAA
 KRKIKEKVVTLGGIQDEM SVQLSHDPLELHTVIDCSAIQFLDTAGIHTLKE
 VRRDYEAIGIQVLLAQCNPTVRDSL TNGEYCKKEENLLFYSVYEAMAFA
 EVSKNQKGVCPNGLSLSSD

Host: Mouse

Reactivity: Human

Quality Control Testing: Antibody reactive against mammalian transfected lysate.

Storage Buffer: In 1x PBS, pH 7.4


Storage Instruction: Store at -20°C or lower. Aliquot to avoid repeated freezing and thawing.


MSDS:  [Download](#)

Datasheet:  [Download](#)

Application Image

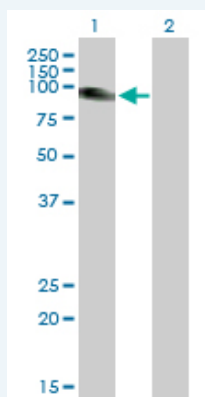
Western Blot (Transfected lysate)



 [enlarge](#)

Applications

Western Blot (Transfected lysate)



Western Blot analysis of SLC26A2 expression in transfected 293T cell line ([H00001836-T01](#)) by SLC26A2 MaxPab polyclonal antibody.

Lane 1: SLC26A2 transfected lysate(81.29 KDa).

Lane 2: Non-transfected lysate.

 [Protocol Download](#)

Gene Information

Entrez GeneID: [1836](#)

GeneBank Accession#: [BC059390.1](#)

Protein Accession#: [AAH59390.1](#)

Gene Name: SLC26A2

Gene Alias: D5S1708,DTD,DTDST,EDM4,MST153,MSTP157

Gene Description: solute carrier family 26 (sulfate transporter), member 2

Omim ID: [222600](#), [226900](#), [256050](#), [600972](#), [606718](#)

Gene Ontology: [Hyperlink](#)

Gene Summary: The diastrophic dysplasia sulfate transporter is a transmembrane glycoprotein implicated in the pathogenesis of several human chondrodysplasias. It apparently is critical in cartilage for sulfation of proteoglycans and matrix organization. [provided by RefSeq]

Other Designations: diastrophic dysplasia sulfate transporter,solute carrier family 26 member 2,sulfate anion transporter 1

Related Disease

[Arthritis](#), [Juvenile Rheumatoid Bone Diseases](#), [Cleft Lip](#), [Cleft Palate](#), [Diastrophic dysplasia](#), [Genetic Predisposition to Disease](#), [Osteoarthritis](#), [Knee](#), [Osteochondrodysplasias](#), [Osteoporosis](#), [Scoliosis](#)

[服務條款](#) | [隱私權政策](#) | [著作及商標](#) | [網站地圖](#)

©2016 亞諾法生技股份有限公司 Abnova Corporation. 版權所有.