



SZABO SCANDIC

Part of Europa Biosite

Produktinformation



Forschungsprodukte & Biochemikalien



Zellkultur & Verbrauchsmaterial



Diagnostik & molekulare Diagnostik



Laborgeräte & Service

Weitere Information auf den folgenden Seiten!
See the following pages for more information!



Lieferung & Zahlungsart

siehe unsere [Liefer- und Versandbedingungen](#)

Zuschläge

- Mindermengenzuschlag
- Trockeneiszuschlag
- Gefahrgutzuschlag
- Expressversand

SZABO-SCANDIC HandelsgmbH

Quellenstraße 110, A-1100 Wien

T. +43(0)1 489 3961-0

F. +43(0)1 489 3961-7

mail@szabo-scandic.com

www.szabo-scandic.com

[linkedin.com/company/szaboscandic](https://www.linkedin.com/company/szaboscandic) 

DTNB purified MaxPab mouse polyclonal antibody (B01P) MaxPab®

Catalog # : H00001838-B01P

規格 : [50 ug]

[List All](#)

Specification

Product Description: Mouse polyclonal antibody raised against a full-length human DTNB protein.

Immunogen: DTNB (AAH49366.1, 1 a.a. ~ 609 a.a) full-length human protein.

Sequence:
 MIEESGNKRKTMAEKRQLFIEMRAQNFDVIRLSTYRTACKLRFVQKRCNL
 HLVDIWNMIEAFRDNGLNTLDHTTEISVSRLETVISSYYQLNKRLHSTHQIS
 VEQSISLLLNFMTAAYDSEGRGKLTVFSVKAMLATMCGGKMLDKLRYVF
 SQMSDSNGLMIFSKFDQFLKEVLKLPYAVFEGPSFGYTEHSVRTCFPQQ
 RKIMLNMFLDTMMADPPPQCLVWLPLMHLAENVFHPVECSYCRCES
 MMGFYRCQQCHNYQLCQNCFWRGHAGGPHSNQHQMKEHSSWKSPA
 KKLSHAIKSLGCVPTREPPHPVFPEQPEKPLDLAHIVPPRPLTNMNDTM
 VSHMSSGVPTPTKRLQYSQDIPSHLADEHALIASYVARLQHCARVLDSPS
 RLDEEHRLIARYAARLAAEAGNVTRPPTDLSFNFDANKQQRQLIALENK
 NREILQEIQRLRLEHEQASQPTPEKAQQNPTLLAELRLLRQRKDELEQR
 MSALQESRRELMVQLEELMKLLKEEEQKQAAQATGSPHTSPTHGGGRP
 MPMPVVRSTAGSTPTHCPQDSLGSVGGDVQEAFAGQTRRNLRNDLLV
 AADSITNTMSSLVKELHSG

Host: Mouse

Reactivity: Human, Rat

Quality Control Testing: Antibody reactive against mammalian transfected lysate.

Storage Buffer: In 1x PBS, pH 7.4

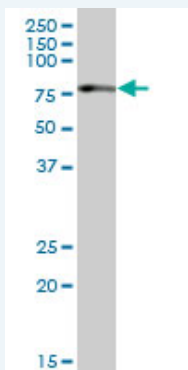
Storage Instruction: Store at -20°C or lower. Aliquot to avoid repeated freezing and thawing.

MSDS: [Download](#)

Datasheet: [Download](#)

Applications

Western Blot (Tissue lysate)




DTNB MaxPab polyclonal antibody. Western Blot analysis of DTNB expression in rat brain.

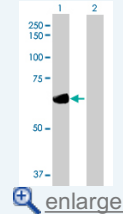
[Protocol Download](#)

Application Image

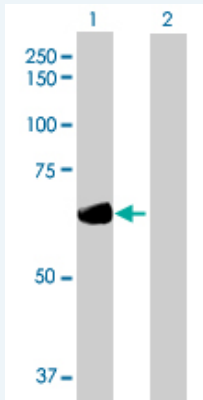
Western Blot (Tissue lysate)



Western Blot (Transfected lysate)



Western Blot (Transfected lysate)



Western Blot analysis of DTNB expression in transfected 293T cell line ([H00001838-T01](#)) by DTNB MaxPab polyclonal antibody.

Lane 1: DTNB transfected lysate(66.99 KDa).

Lane 2: Non-transfected lysate.

 [Protocol Download](#)

Gene Information

Entrez GeneID: [1838](#)

GeneBank [BC049366.1](#)

Accession#:

Protein [AAH49366.1](#)

Accession#:

Gene Name: DTNB

Gene Alias: MGC17163,MGC57126

Gene Description: dystrobrevin, beta

Description:

Omim ID: [602415](#)

Gene Ontology: [Hyperlink](#)

Gene Summary: This gene encodes dystrobrevin beta, a component of the dystrophin-associated protein complex (DPC). The DPC consists of dystrophin and several integral and peripheral membrane proteins, including dystroglycans, sarcoglycans, syntrophins and dystrobrevin alpha and beta. The DPC localizes to the sarcolemma and its disruption is associated with various forms of muscular dystrophy. Dystrobrevin beta is thought to interact with syntrophin and the DP71 short form of dystrophin. Alternatively spliced transcript variants encoding different isoforms have been identified. [provided by RefSeq]

Other Designations: -

Designations: