



# SZABO SCANDIC

Part of Europa Biosite

## Produktinformation



Forschungsprodukte & Biochemikalien



Zellkultur & Verbrauchsmaterial



Diagnostik & molekulare Diagnostik



Laborgeräte & Service

Weitere Information auf den folgenden Seiten!  
See the following pages for more information!



### Lieferung & Zahlungsart

siehe unsere [Liefer- und Versandbedingungen](#)

### Zuschläge

- Mindermengenzuschlag
- Trockeneiszuschlag
- Gefahrgutzuschlag
- Expressversand

### SZABO-SCANDIC HandelsgmbH

Quellenstraße 110, A-1100 Wien

T. +43(0)1 489 3961-0

F. +43(0)1 489 3961-7

[mail@szabo-scandic.com](mailto:mail@szabo-scandic.com)

[www.szabo-scandic.com](http://www.szabo-scandic.com)

[linkedin.com/company/szaboscandic](https://www.linkedin.com/company/szaboscandic) 


## HBEGF purified MaxPab rabbit polyclonal antibody (D01P) MaxPab®

Catalog # : H00001839-D01P

規格 : [ 100 ug ]

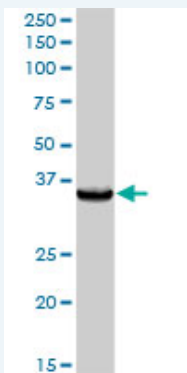
[List All](#)

### Specification

<b>Product Description:</b>	Rabbit polyclonal antibody raised against a full-length human HBEGF protein.
<b>Immunogen:</b>	HBEGF (NP_001936.1, 1 a.a. ~ 208 a.a) full-length human protein.
<b>Sequence:</b>	MKLLPSVVLKFLAAVLSALVTGESLERLRRGLAAGTSNPDPTVSTDQ LLPLGGGRDRKVRDLQADLDLLRVTLSSKPQALATPNKEEHGKRKKK GKGLGKKRDPCLRKYKDFCIHGECKYVKELRAPSCICHPGYHGERCHGL SLPVENRLYTYDHTTILAVVAVLSSVCLLVIVGLLMFRYHRRGGYDVENE EKVCLGMTNSH
<b>Host:</b>	Rabbit
<b>Reactivity:</b>	Human
<b>Quality Control Testing:</b>	Antibody reactive against mammalian transfected lysate.
<b>Storage Buffer:</b>	In 1x PBS, pH 7.4
<b>Storage Instruction:</b>	Store at -20°C or lower. Aliquot to avoid repeated freezing and thawing.
<b>Datasheet:</b>	 <a href="#">Download</a>

### Applications

#### Western Blot (Tissue lysate)



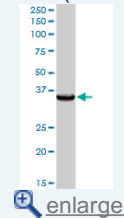
HBEGF MaxPab rabbit polyclonal antibody. Western Blot analysis of HBEGF expression in human liver.

 [Protocol Download](#)

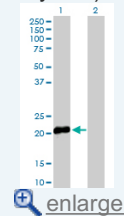
#### Western Blot (Transfected lysate)

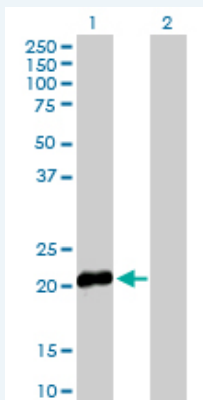
### Application Image

#### Western Blot (Tissue lysate)



#### Western Blot (Transfected lysate)





Western Blot analysis of HBEGF expression in transfected 293T cell line ([H00001839-T01](#)) by HBEGF MaxPab polyclonal antibody.

Lane 1: HBEGF transfected lysate(23.10 KDa).  
Lane 2: Non-transfected lysate.

 [Protocol Download](#)

### Gene Information

Entrez GeneID: [1839](#)

GeneBank Accession#: [NM\\_001945](#)

Protein Accession#: [NP\\_001936.1](#)

Gene Name: HBEGF

Gene Alias: DTR,DTS,DTSF,HEGFL

Gene Description: heparin-binding EGF-like growth factor

Omim ID: [126150](#)

Gene Ontology: [Hyperlink](#)

Other Designations: diphtheria toxin receptor (heparin-binding EGF-like growth factor),diphtheria toxin receptor (heparin-binding epidermal growth factor-like growth factor),heparin-binding epidermal growth factor

### Gene Pathway

[Epithelial cell signaling in Helicobacter pylori infection](#) [ErbB signaling pathway](#)  
[GnRH signaling pathway](#)

### Related Disease

[Cardiovascular Diseases](#) [Diabetes Mellitus, Type 2](#) [Edema](#)  
[Genetic Predisposition to Disease](#) [Hyperparathyroidism, Secondary](#)