



# SZABO SCANDIC

Part of Europa Biosite

## Produktinformation



Forschungsprodukte & Biochemikalien



Zellkultur & Verbrauchsmaterial



Diagnostik & molekulare Diagnostik



Laborgeräte & Service

Weitere Information auf den folgenden Seiten!  
See the following pages for more information!



### Lieferung & Zahlungsart

siehe unsere [Liefer- und Versandbedingungen](#)

### Zuschläge

- Mindermengenzuschlag
- Trockeneiszuschlag
- Gefahrgutzuschlag
- Expressversand

### SZABO-SCANDIC HandelsgmbH

Quellenstraße 110, A-1100 Wien

T. +43(0)1 489 3961-0

F. +43(0)1 489 3961-7

[mail@szabo-scandic.com](mailto:mail@szabo-scandic.com)

[www.szabo-scandic.com](http://www.szabo-scandic.com)

[linkedin.com/company/szaboscandic](https://www.linkedin.com/company/szaboscandic) 



**DTYMK purified MaxPab mouse polyclonal antibody (B01P)** MaxPab®

Catalog # : H00001841-B01P

規格 : [ 50 ug ]

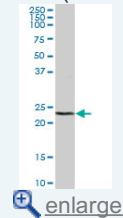
[List All](#)

**Specification**

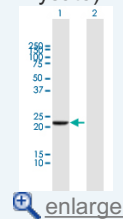
<b>Product Description:</b>	Mouse polyclonal antibody raised against a full-length human DTYMK protein.
<b>Immunogen:</b>	DTYMK (NP_036277.2, 1 a.a. ~ 212 a.a) full-length human protein.
<b>Sequence:</b>	MAARRGALIVLEGVDRAGKSTQSRKLV EALCAAGHRAELLRFPERSTEI GKLLSSYLQKKSDVEDHSVHLLFSANRWEQVPLIKEKLSQGVTLVVDYR AFSGVAFTGAKENFSLDWCKQPDVGLPKPDLVLF LQLQLADA AKRGAF GHERYENGAFQERALRCFHQLMKD TTLNWKMMVDASKSIEAVHEDIRVLS EDAIRTATEKPLGELWK
<b>Host:</b>	Mouse
<b>Reactivity:</b>	Human
<b>Quality Control Testing:</b>	Antibody reactive against mammalian transfected lysate.
<b>Storage Buffer:</b>	In 1x PBS, pH 7.4
<b>Storage Instruction:</b>	Store at -20°C or lower. Aliquot to avoid repeated freezing and thawing.
<b>MSDS:</b>	 <a href="#">Download</a>
<b>Datasheet:</b>	 <a href="#">Download</a>

**Application Image**

Western Blot (Tissue lysate)

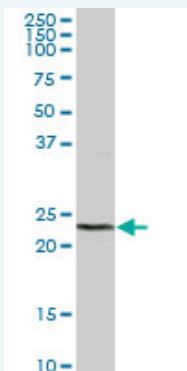


Western Blot (Transfected lysate)



**Applications**

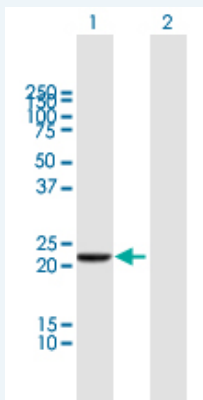
Western Blot (Tissue lysate)



DTYMK MaxPab polyclonal antibody. Western Blot analysis of DTYMK expression in human liver.


 [Protocol Download](#)

Western Blot (Transfected lysate)



Western Blot analysis of DTYMK expression in transfected 293T cell line ([H00001841-T01](#)) by DTYMK MaxPab polyclonal antibody.

Lane 1: DTYMK transfected lysate(23.32 KDa).  
Lane 2: Non-transfected lysate.

 [Protocol Download](#)

### Gene Information

**Entrez GeneID:** [1841](#)

**GeneBank Accession#:** [NM\\_012145](#)

**Protein Accession#:** [NP\\_036277.2](#)

**Gene Name:** DTYMK

**Gene Alias:** CDC8,FLJ44192,TMPK,TYMK

**Gene Description:** deoxythymidylate kinase (thymidylate kinase)

**Omim ID:** [188345](#)

**Gene Ontology:** [Hyperlink](#)

**Other Designations:** PP3731,dTMP kinase,thymidylate (dTMP) kinase,thymidylate kinase

### Gene Pathway

[Metabolic pathways](#) [Pyrimidine metabolism](#)