



SZABO SCANDIC

Part of Europa Biosite

Produktinformation



Forschungsprodukte & Biochemikalien



Zellkultur & Verbrauchsmaterial



Diagnostik & molekulare Diagnostik



Laborgeräte & Service

Weitere Information auf den folgenden Seiten!
See the following pages for more information!



Lieferung & Zahlungsart

siehe unsere [Liefer- und Versandbedingungen](#)

Zuschläge

- Mindermengenzuschlag
- Trockeneiszuschlag
- Gefahrgutzuschlag
- Expressversand

SZABO-SCANDIC HandelsgmbH

Quellenstraße 110, A-1100 Wien

T. +43(0)1 489 3961-0

F. +43(0)1 489 3961-7

mail@szabo-scandic.com

www.szabo-scandic.com

[linkedin.com/company/szaboscandic](https://www.linkedin.com/company/szaboscandic) 

DTYMK purified MaxPab rabbit polyclonal antibody (D01P) MaxPab®

Catalog # : H00001841-D01P

規格 : [100 ug]

[List All](#)

Specification

Product Description: Rabbit polyclonal antibody raised against a full-length human DTYMK protein.

Immunogen: DTYMK (NP_036277.2, 1 a.a. ~ 212 a.a) full-length human protein.

Sequence: MAARRGALIVLEGVDRAGKSTQSRKLV EALCAAGHRAELLRFPERSTEI
GKLLSSYLQKKSDVEDHSVHLLFSANRWEQVPLIKEKLSQGVTLVVDYR
AFSGVAFTGAKENFSLDWCKQPDVGLPKPDLVLF LQLQLADAAKRGAF
GHERYENGAFQERALRCFHQLMKD TTLNWKMVDASKSIEAVHEDIRVLS
EDAIRTATEKPLGELWK

Host: Rabbit

Reactivity: Human

Quality Control Testing: Antibody reactive against mammalian transfected lysate.

Storage Buffer: In 1x PBS, pH 7.4

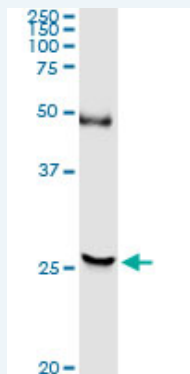
Storage Instruction: Store at -20°C or lower. Aliquot to avoid repeated freezing and thawing.

MSDS:  [Download](#)

Datasheet:  [Download](#)

Applications

Western Blot (Tissue lysate)



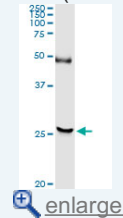
DTYMK MaxPab rabbit polyclonal antibody. Western Blot analysis of DTYMK expression in human colon.

 [Protocol Download](#)

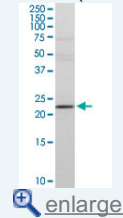
Western Blot (Cell lysate)

Application Image

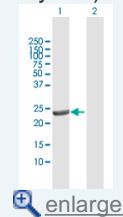
Western Blot (Tissue lysate)

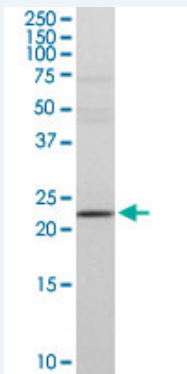


Western Blot (Cell lysate)



Western Blot (Transfected lysate)

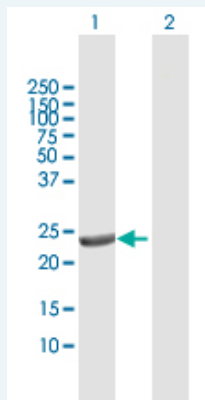




DTYMK MaxPab rabbit polyclonal antibody. Western Blot analysis of DTYMK expression in HeLa.

 [Protocol Download](#)

Western Blot (Transfected lysate)



Western Blot analysis of DTYMK expression in transfected 293T cell line ([H00001841-T01](#)) by DTYMK MaxPab polyclonal antibody.

Lane 1: DTYMK transfected lysate(23.80 KDa).

Lane 2: Non-transfected lysate.

 [Protocol Download](#)

Gene Information

Entrez GeneID: [1841](#)

GeneBank [NM_012145](#)

Accession#:

Protein [NP_036277.2](#)

Accession#:

Gene Name: DTYMK

Gene Alias: CDC8,FLJ44192,TMPK,TYMK

Gene Description: deoxythymidylate kinase (thymidylate kinase)

Description:

Omim ID: [188345](#)

Gene Ontology: [Hyperlink](#)

Other Designations: PP3731,dTMP kinase,thymidylate (dTMP) kinase,thymidylate kinase

Designations:

Gene Pathway

Metabolic pathways [Pyrimidine metabolism](#)

[服務條款](#) | [隱私權政策](#) | [著作及商標](#) | [網站地圖](#)

©2016 亞諾法生技股份有限公司 Abnova Corporation. 版權所有.