



# SZABO SCANDIC

Part of Europa Biosite

## Produktinformation



Forschungsprodukte & Biochemikalien



Zellkultur & Verbrauchsmaterial



Diagnostik & molekulare Diagnostik



Laborgeräte & Service

Weitere Information auf den folgenden Seiten!  
See the following pages for more information!



### Lieferung & Zahlungsart

siehe unsere [Liefer- und Versandbedingungen](#)

### Zuschläge

- Mindermengenzuschlag
- Trockeneiszuschlag
- Gefahrgutzuschlag
- Expressversand

### SZABO-SCANDIC HandelsgmbH

Quellenstraße 110, A-1100 Wien

T. +43(0)1 489 3961-0

F. +43(0)1 489 3961-7

[mail@szabo-scandic.com](mailto:mail@szabo-scandic.com)

[www.szabo-scandic.com](http://www.szabo-scandic.com)

[linkedin.com/company/szaboscandic](https://www.linkedin.com/company/szaboscandic) 

## DTYMK monoclonal antibody (M02), clone 2G11

Catalog # : H00001841-M02

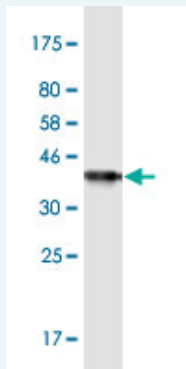
規格 : [ 100 ug ]

[List All](#)

### Specification

<b>Product Description:</b>	Mouse monoclonal antibody raised against a partial recombinant DTYMK.
<b>Immunogen:</b>	DTYMK (NP_036277, 103 a.a. ~ 212 a.a) partial recombinant protein with GST tag. MW of the GST tag alone is 26 KDa.
<b>Sequence:</b>	VAFTGAKENFSLDWCKQPDVGLPKPDLVFLQLQLADAAKRGAFGHER YENGFQERALRCFHQLMKDRTLNWKMVDASKSIEAVHEDIRVLSDAIR TATEKPLGELWK
<b>Host:</b>	Mouse
<b>Reactivity:</b>	Human
<b>Isotype:</b>	IgG1 Kappa

**Quality Control Testing:** Antibody Reactive Against Recombinant Protein.



Western Blot detection against Immunogen (37.84 KDa) .

**Storage Buffer:** In 1x PBS, pH 7.4

**Storage Instruction:** Store at -20°C or lower. Aliquot to avoid repeated freezing and thawing.

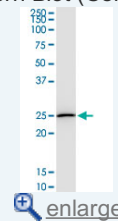
**Datasheet:** [Download](#)

### Applications

Western Blot (Cell lysate)

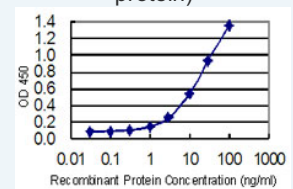
### Application Image

Western Blot (Cell lysate)

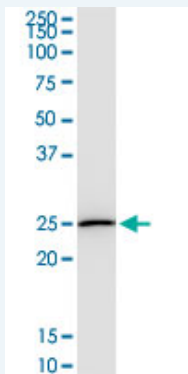


Western Blot (Recombinant protein)

Sandwich ELISA (Recombinant protein)



ELISA



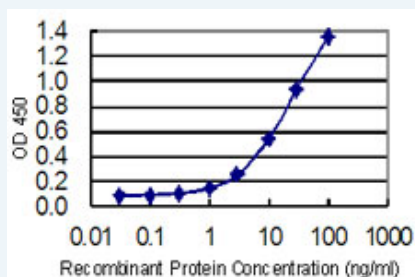
DTYMK monoclonal antibody (M02), clone 2G11. Western Blot analysis of DTYMK expression in HeLa.

[Protocol Download](#)

#### Western Blot (Recombinant protein)

[Protocol Download](#)

#### Sandwich ELISA (Recombinant protein)



Detection limit for recombinant GST tagged DTYMK is 0.3 ng/ml as a capture antibody.

[Protocol Download](#)

#### ELISA

#### Gene Information

Entrez GeneID: [1841](#)

GeneBank [NM\\_012145](#)

Accession#:

Protein [NP\\_036277](#)

Accession#:

Gene Name: DTYMK

Gene Alias: CDC8,FLJ44192,TMPK,TYMK

Gene Description: deoxythymidylate kinase (thymidylate kinase)

Description:

Omim ID: [188345](#)

Gene Ontology: [Hyperlink](#)

Other Designations: PP3731,dTMP kinase,thymidylate (dTMP) kinase,thymidylate kinase

Designations:

#### Gene Pathway

[Metabolic pathways](#) [Pyrimidine metabolism](#)

