



SZABO SCANDIC

Part of Europa Biosite

Produktinformation



Forschungsprodukte & Biochemikalien



Zellkultur & Verbrauchsmaterial



Diagnostik & molekulare Diagnostik



Laborgeräte & Service

Weitere Information auf den folgenden Seiten!
See the following pages for more information!



Lieferung & Zahlungsart

siehe unsere [Liefer- und Versandbedingungen](#)

Zuschläge

- Mindermengenzuschlag
- Trockeneiszuschlag
- Gefahrgutzuschlag
- Expressversand

SZABO-SCANDIC HandelsgmbH

Quellenstraße 110, A-1100 Wien

T. +43(0)1 489 3961-0

F. +43(0)1 489 3961-7

mail@szabo-scandic.com

www.szabo-scandic.com

[linkedin.com/company/szaboscandic](https://www.linkedin.com/company/szaboscandic) 



DUSP3 monoclonal antibody (M07), clone 2C4

Catalog # : H00001845-M07

規格 : [100 ug]

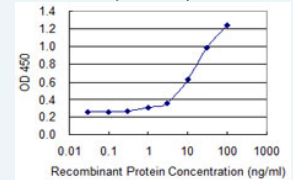
[List All](#)


Specification

Product Description:	Mouse monoclonal antibody raised against a partial recombinant DUSP3.
Immunogen:	DUSP3 (NP_004081, 76 a.a. ~ 185 a.a) partial recombinant protein with GST tag. MW of the GST tag alone is 26 KDa.
Sequence:	NFYKDSGITYLGIKANDTQEFNLSAYFERAADFIDQALAQKNGRVLVHCR EGYSRSPTLVIAYLMMRQKMDVKSALSIVRQNREIGPNDFLAQLCQLND RLAKEGKLP
Host:	Mouse
Reactivity:	Human
Isotype:	IgG1 Kappa
Quality Control Testing:	Antibody Reactive Against Recombinant Protein.
Storage Buffer:	In 1x PBS, pH 7.4
Storage Instruction:	Store at -20°C or lower. Aliquot to avoid repeated freezing and thawing.
MSDS:	 Download
Datasheet:	 Download

Application Image

Sandwich ELISA (Recombinant protein)

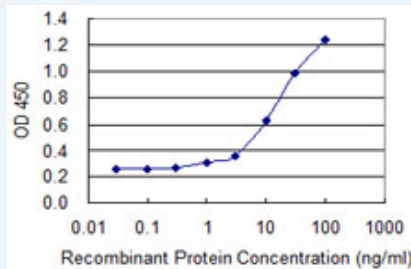


 [enlarge](#)

ELISA

Applications

Sandwich ELISA (Recombinant protein)



Detection limit for recombinant GST tagged DUSP3 is 0.3 ng/ml as a capture antibody.

 [Protocol Download](#)

ELISA

Gene Information

Entrez GeneID: [1845](#)

GeneBank [NM_004090](#)

Accession#:

Protein Accession#: [NP_004081](#)

Gene Name: DUSP3

Gene Alias: VHR

Gene Description: dual specificity phosphatase 3

Omim ID: [600183](#)

Gene Ontology: [Hyperlink](#)

Gene Summary: The protein encoded by this gene is a member of the dual specificity protein phosphatase subfamily. These phosphatases inactivate their target kinases by dephosphorylating both the phosphoserine/threonine and phosphotyrosine residues. They negatively regulate members of the mitogen-activated protein (MAP) kinase superfamily (MAPK/ERK, SAPK/JNK, p38), which are associated with cellular proliferation and differentiation. Different members of the family of dual specificity phosphatases show distinct substrate specificities for various MAP kinases, different tissue distribution and subcellular localization, and different modes of inducibility of their expression by extracellular stimuli. This gene maps in a region that contains the BRCA1 locus which confers susceptibility to breast and ovarian cancer. Although DUSP3 is expressed in both breast and ovarian tissues, mutation screening in breast cancer pedigrees and in sporadic tumors was negative, leading to the conclusion that this gene is not BRCA1. [provided by RefSeq]

Other Designations: serine/threonine specific protein phosphatase,vaccinia virus phosphatase VH1-related

Gene Pathway

[MAPK signaling pathway](#)